

# ART. F175

## 6-LOBE HANDWHEEL WITH THREADED FEMALE INSERT

**MATERIAL:**

Reinforced polyamide.  
Oils and greases resistant.

**SURFACE:**

Satin.

**COLOUR:**

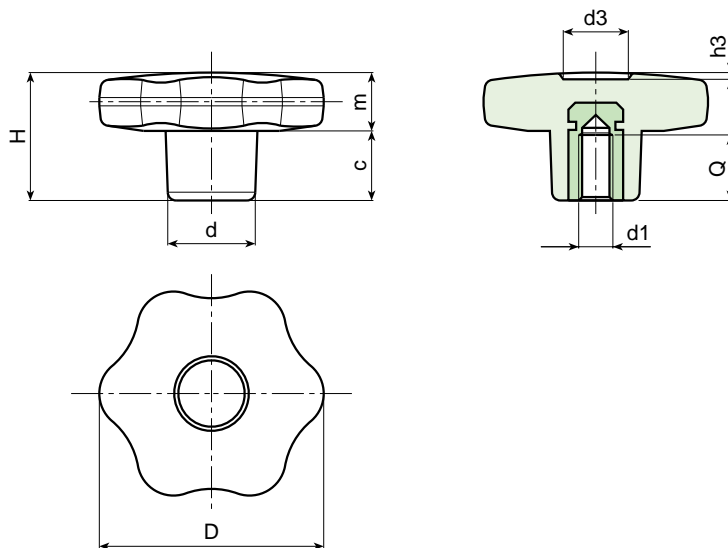
Black (RAL 9011).

**MAIN INSERT:**

Brass blind threaded bush.

**SPECIAL REQUESTS:**

- It is possible to supply the inserts in different materials, on request and for quantities.
- It is possible to supply colours as shown in the table at page 23, on request and for quantities.



Art.	D	H	d	c	m	d3	h3	Q	d1	Weight (gr)
F175-30 M04	30	22	15	11	11	9	1,5	7	M4	11,5
F175-30 M05	30	22	15	11	11	9	1,5	14	M5	11,5
F175-30 M06	30	22	15	11	11	9	1,5	10	M6	12
F175-30 M08	30	22	15	11	11	9	1,5	14	M8	13,5
F175-30 M10	30	22	15	11	11	9	1,5	14	M10	14
F175-40 M05	40	24,5	17	12	12,5	12	1	14	M5	22
F175-40 M06	40	24,5	17	12	12,5	12	1	16	M6	22
F175-40 M08	40	24,5	17	12	12,5	12	1	14	M8	21,5
F175-40 M10	40	24,5	17	12	12,5	12	1	14	M10	21
F175-50 M06	50	29	20	14	15	14,5	1,5	16	M6	36
F175-50 M08	50	29	20	14	15	14,5	1,5	14	M8	36
F175-50 M10	50	29	20	14	15	14,5	1,5	14	M10	37
F175-50 M12	50	29	20	14	15	14,5	1,5	18	M12	39
F175-60 M08	60	34	24	16	18	18	1,5	19	M8	59
F175-60 M10	60	34	24	16	18	18	1,5	21	M10	59
F175-60 M12	60	34	24	16	18	18	1,5	18	M12	62
F175-60 M14	60	34	24	16	18	18	1,5	19	M14	63

# ART. F176

## 6-LOBE HANDWHEEL WITH SMOOTH HOLE

**MATERIAL:**

Reinforced polyamide.  
Oils and greases resistant.

**SURFACE:**

Satin.

**COLOUR:**

Black (RAL 9011).

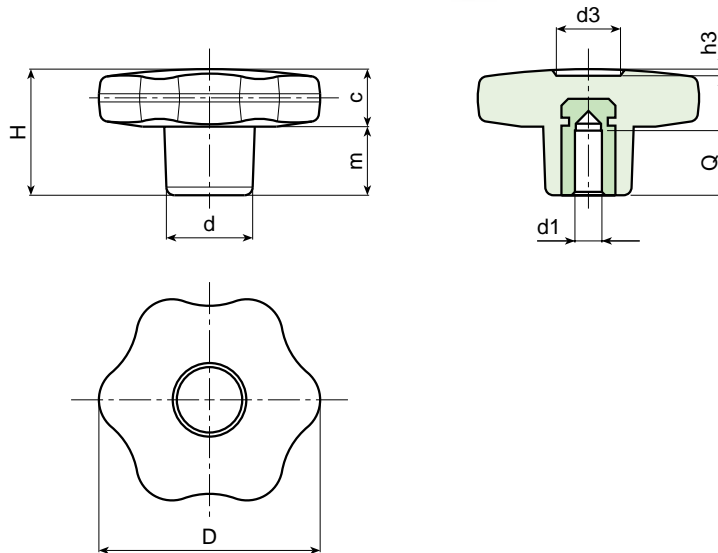
**MAIN INSERT:**

Brass blind bored bush with H7 tolerance.  
(\*) Zinc plated steel blind bored bush with H7 tolerance.



**SPECIAL REQUESTS:**

- It is possible to supply the inserts with d1 diameter by customer design, on request and for quantities.
- It is possible to supply the inserts in different materials, on request and for quantities.
- It is possible to supply colours as shown in the table at page 23, on request and for quantities.



Art.	D	H	d	c	m	d3	h3	Q	d1 (H7)	Weight (gr)
F176-30 D06	30	22	15	11	11	9	1,5	15	06	17
F176-30 D08	30	22	15	11	11	9	1,5	15	08	19
F176-40 D06	40	24,5	17	12	12,5	12,5	1	15	06	24
F176-40 D08	40	24,5	17	12	12,5	12	1	15	08	26
F176-40 D10	40	24,5	17	12	12,5	12	1	17	10	28
F176-50 D06	50	29	20	14	15	14,5	1,5	15	06	39
F176-50 D08	50	29	20	14	15	14,5	1,5	15	08	41
F176-50 D10	50	29	20	14	15	14,5	1,5	17	10	42
F176-60 D08	60	34	24	16	18	18	1,5	18	(*) 08	78
F176-60 D10	60	34	24	16	18	18	1,5	25	(*) 10	73
F176-60 D12	60	34	24	16	18	18	1,5	22	(*) 12	75

# ART. F177

## 6-LOBE HANDWHEEL WITH THREADED THROUGH FEMALE INSERT

**MATERIAL:**

Reinforced polyamide.  
Oils and greases resistant.

**SURFACE:**

Satin.

**COLOUR:**

Black (RAL 9011).

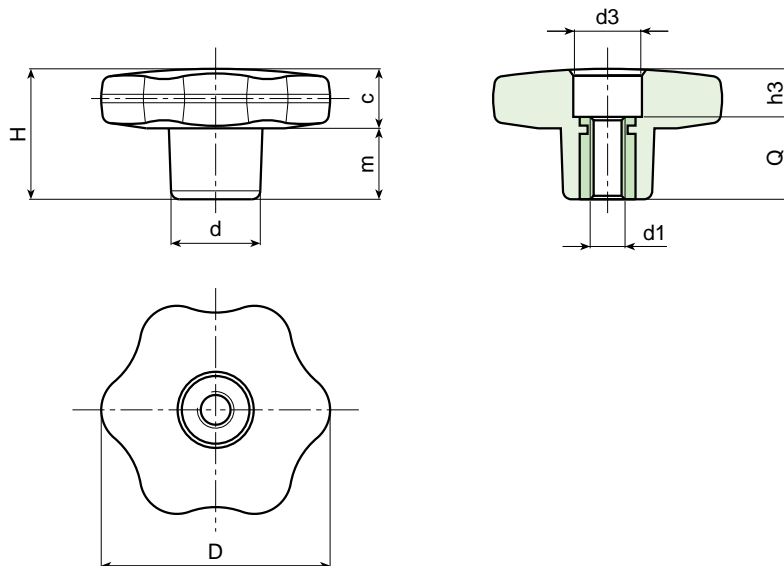
**MAIN INSERT:**

Brass right through threaded bush.



**SPECIAL REQUESTS:**

- It is possible to supply the inserts in different materials, on request and for quantities.
- It is possible to supply colours as shown in the table at page 23, on request and for quantities.



Art.	D	H	d	c	m	d3	h3	Q	d1	Weight (gr)
F177-30 M05	30	22	15	11	11	11	4	18	M5	12
F177-30 M06	30	22	15	11	11	11	4	18	M6	13
F177-30 M08	30	22	15	11	11	11	4	18	M8	13
F177-30 M10	30	22	15	11	11	11	4	18	M10	14
F177-40 M06	40	24,5	17	12	12,5	12	6	18	M6	20
F177-40 M08	40	24,5	17	12	12,5	12	6	18	M8	21
F177-40 M10	40	24,5	17	12	12,5	12	6	18	M10	22
F177-50 M06	50	29	20	14	15	14	11	18	M6	33
F177-50 M08	50	29	20	14	15	14	11	18	M8	34
F177-50 M10	50	29	20	14	15	14	11	18	M10	35
F177-50 M12	50	29	20	14	15	14	11	18	M12	35
F177-60 M08	60	34	24	16	18	15	16	18	M8	54
F177-60 M10	60	34	24	16	18	15	16	18	M10	55
F177-60 M12	60	34	24	16	18	15	16	18	M12	55
F177-60 M14	60	34	24	16	18	15	16	18	M14	56

# ART. F178

## 6-LOBE HANDWHEEL WITH THREADED STUD

**MATERIAL:**

Reinforced polyamide.  
Oils and greases resistant.

**SURFACE:**

Satin.

**COLOUR:**

Black (RAL 9011).

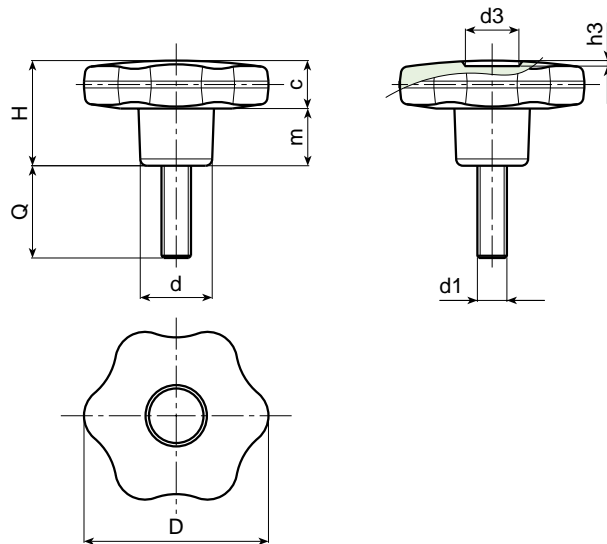
**MAIN INSERT:**

Zinc plated steel threaded stud.



**SPECIAL REQUESTS:**

- It is possible to supply the inserts with different lengths, on request and for quantities.
- It is possible to supply the inserts in different materials, on request and for quantities.
- It is possible to supply colours as shown in the table at page 23, on request and for quantities.



Art.	D	H	d	c	m	d3	h3	d1	Q	Weight (gr)
F178-30 M05	30	22	15	11	11	9	1,5	M5	16-20-30	14-15-16
F178-30 M06	30	22	15	11	11	9	1,5	M6	16-20-30	16-17-18
F178-30 M08	30	22	15	11	11	9	1,5	M8	16-20-30-40	19-21-25-28
F178-30 M10	30	22	15	11	11	9	1,5	M10	20-30-40	28-33-39
F178-40 M06	40	24,5	17	12	12,5	12	1	M6	16-20-30-40	25-25-27-28
F178-40 M08	40	24,5	17	12	12,5	12	1	M8	20-30-40-50	30-33-36-39
F178-40 M10	40	24,5	17	12	12,5	12	1	M10	20-30-40-50	37-41-45-49
F178-50 M08	50	29	20	14	15	14,5	1,5	M8	20-30-40	49-52-55
F178-50 M10	50	29	20	14	15	14,5	1,5	M10	20-30-40-50	55-60-61-64
F178-50 M12	50	29	20	14	15	14,5	1,5	M12	20-30-40-50	63-67-72-77
F178-60 M08	60	34	24	16	18	18	1,5	M8	20-30-40	68-71-74
F178-60 M10	60	34	24	16	18	18	1,5	M10	20-30-40-50	74-80-85-88
F178-60 M12	60	34	24	16	18	18	1,5	M12	20-30-40-50	95-102-109-116
F178-60 M14	60	34	24	16	18	18	1,5	M14	30-40-50	103-113-122

# ART. F175 CIN

## 6-LOBE HANDWHEEL WITH STAINLESS STEEL THREADED FEMALE INSERT

**INOX**

**MATERIAL:**

Reinforced polyamide.  
Oils and greases resistant.

**SURFACE:**

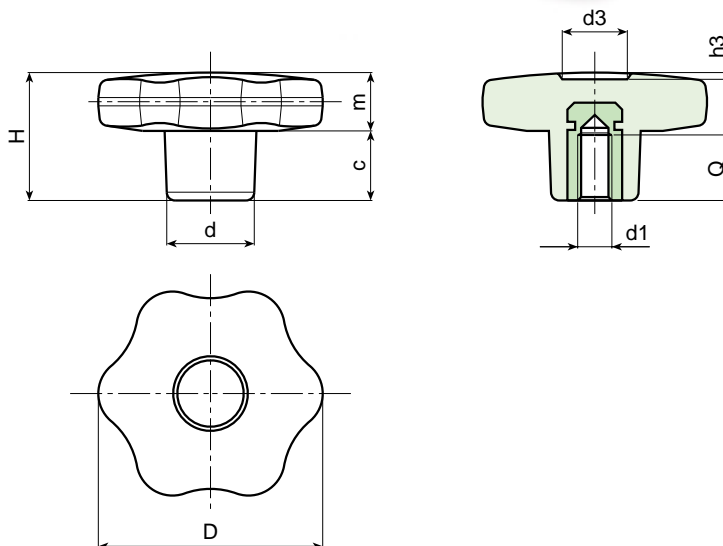
Satin.

**COLOUR:**

Black (RAL 9011).

**MAIN INSERT:**

Stainless steel blind threaded bush (AISI 303).



Art.	D	H	d	c	m	d3	h3	Q	d1	Weight (gr)
F175-30 M05 CIN	30	22	15	11	11	9	1,5	14	M5	13
F175-30 M06 CIN	30	22	15	11	11	9	1,5	10	M6	13
F175-30 M08 CIN	30	22	15	11	11	9	1,5	14	M8	13
F175-40 M06 CIN	40	24,5	17	12	12,5	12	1	16	M6	13
F175-40 M08 CIN	40	24,5	17	12	12,5	12	1	14	M8	13
F175-40 M10 CIN	40	24,5	17	12	12,5	12	1	14	M10	13
F175-50 M08 CIN	50	29	20	14	15	14,5	1,5	14	M8	13
F175-50 M10 CIN	50	29	20	14	15	14,5	1,5	14	M10	13
F175-60 M10 CIN	60	34	24	16	18	18	1,5	21	M10	13
F175-60 M12 CIN	60	34	24	16	18	18	1,5	18	M12	13

# ART. F177 CIN

## 6-LOBE HANDWHEEL WITH STAINLESS STEEL THREADED THROUGH FEMALE INSERT

**INOX**

**MATERIAL:**

Reinforced polyamide.  
Oils and greases resistant.

**SURFACE:**

Satin.

**COLOUR:**

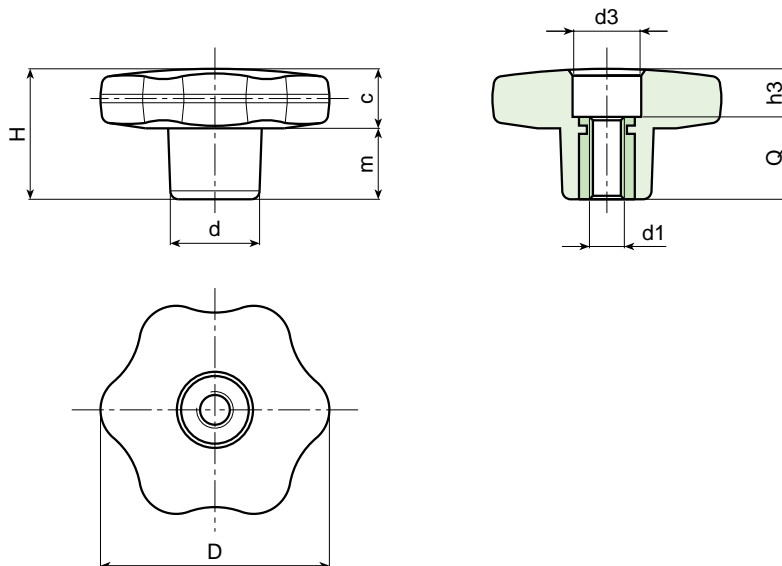
Black (RAL 9011).

**MAIN INSERT:**

Stainless steel right through threaded bush (AISI 303).

**SPECIAL REQUESTS:**

- It is possible to supply colours as shown in the table at page 23, on request and for quantities.



Art.	D	H	d	c	m	d3	h3	Q	d1	Weight (gr)
F177-30 M05 CIN	30	22	15	11	11	11	4	18	M5	14
F177-30 M06 CIN	30	22	15	11	11	11	4	18	M6	15
F177-30 M08 CIN	30	22	15	11	11	11	4	18	M8	14
F177-40 M06 CIN	40	24,5	17	12	12,5	12	6	18	M6	22
F177-40 M08 CIN	40	24,5	17	12	12,5	12	6	18	M8	21
F177-40 M10 CIN	40	24,5	17	12	12,5	12	6	18	M10	20
F177-50 M08 CIN	50	29	20	14	15	14	11	18	M8	37
F177-50 M10 CIN	50	29	20	14	15	14	11	18	M10	36
F177-50 M12 CIN	50	29	20	14	15	14	11	18	M12	36
F177-60 M10 CIN	60	34	24	16	18	15	16	18	M10	59
F177-60 M12 CIN	60	34	24	16	18	15	16	18	M12	59

# ART. F178 CIN

## 6-LOBE HANDWHEEL WITH STAINLESS STEEL THREADED STUD

**INOX**

**MATERIAL:**

Reinforced polyamide.  
Oils and greases resistant.

**SURFACE:**

Satin.

**COLOUR:**

Black (RAL 9011).

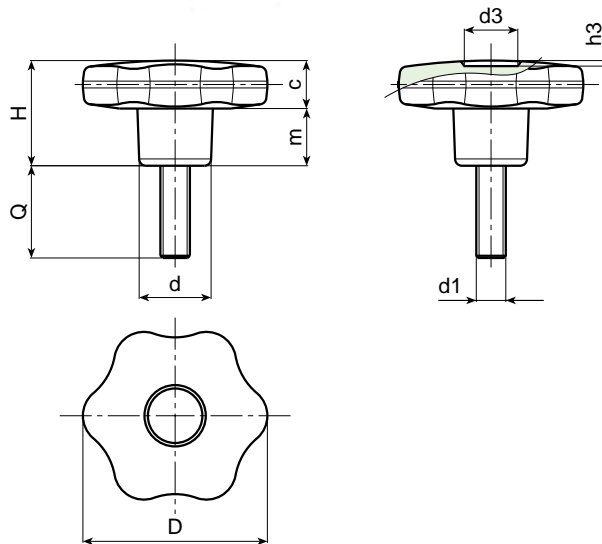
**MAIN INSERT:**

Stainless steel threaded stud (AISI 304).



**SPECIAL REQUESTS:**

- It is possible to supply the inserts with different lengths, on request and for quantities.
- It is possible to supply colours as shown in the table at page 23, on request and for quantities.



Art.	D	H	d	c	m	d3	h3	d1	Q	Weight (gr)
F178-30 M05 CIN	30	22	15	11	11	9	1,5	M5	20-40	18-20
F178-30 M06 CIN	30	22	15	11	11	9	1,5	M6	20-40	20-22
F178-30 M08 CIN	30	22	15	11	11	9	1,5	M8	20-30-40	24-28-32
F178-30 M10 CIN	30	22	15	11	11	9	1,5	M10	20-30-40	33-39-42
F178-40 M06 CIN	40	24,5	17	12	12,5	12	1	M6	20-40	26-31
F178-40 M08 CIN	40	24,5	17	12	12,5	12	1	M8	20-30-40	33-36-39
F178-40 M10 CIN	40	24,5	17	12	12,5	12	1	M10	20-30-40	40-44-49
F178-50 M08 CIN	50	29	20	14	15	14,5	1,5	M8	20-30-40	52-55-58
F178-50 M10 CIN	50	29	20	14	15	14,5	1,5	M10	20-30-40-50	59-63-64-67
F178-50 M12 CIN	50	29	20	14	15	14,5	1,5	M12	20-30-40-50	67-72-77-82
F178-60 M08 CIN	60	34	24	16	18	18	1,5	M8	20-30-40	70-73-77
F178-60 M10 CIN	60	34	24	16	18	18	1,5	M10	20-30-40-50	79-85-90-93
F178-60 M12 CIN	60	34	24	16	18	18	1,5	M12	20-30-40-50	101-108-115-123
F178-60 M14 CIN	60	34	24	16	18	18	1,5	M14	30-40-50	111-123-132

# ART. F186

## CROSS HANDWHEEL WITH THREADED FEMALE INSERT

**MATERIAL:**

Reinforced polyamide.  
Oils and greases resistant.

**SURFACE:**

Satin.

**COLOUR:**

Black (RAL 9011).

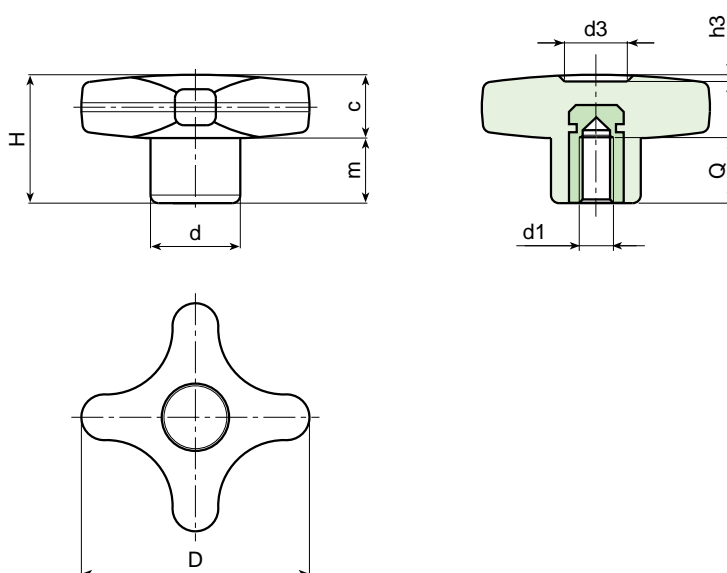
**MAIN INSERT:**

Brass blind threaded bush.



**SPECIAL REQUESTS:**

- It is possible to supply the inserts in different materials, on request and for quantities.
- It is possible to supply colours as shown in the table at page 23, on request and for quantities.



Art.	D	H	d	c	m	d3	h3	Q	d1	Weight (gr)
F186-32 M04	32	23	15	11	12	11	1,5	7	M4	11
F186-32 M05	32	23	15	11	12	11	1,5	14	M5	11,5
F186-32 M06	32	23	15	11	12	11	1,5	10	M6	12
F186-32 M08	32	23	15	11	12	11	1,5	14	M8	12,5
F186-32 M10	32	23	15	11	12	11	1,5	14	M10	13
F186-40 M05	40	24,5	16	12	12,5	13	1,5	14	M5	14
F186-40 M06	40	24,5	16	12	12,5	13	1,5	16	M6	15
F186-40 M08	40	24,5	16	12	12,5	13	1,5	14	M8	16
F186-40 M10	40	24,5	16	12	12,5	13	1,5	14	M10	17
F186-50 M06	50	29	20	14	15	14	2	16	M6	25
F186-50 M08	50	29	20	14	15	14	2	14	M8	26
F186-50 M10	50	29	20	14	15	14	2	14	M10	27
F186-50 M12	50	29	20	14	15	14	2	18	M12	29
F186-60 M08	60	34	24	15,5	18,5	18	2	19	M8	40
F186-60 M10	60	34	24	15,5	18,5	18	2	21	M10	43
F186-60 M12	60	34	24	15,5	18,5	18	2	18	M12	44
F186-60 M14	60	34	24	15,5	18,5	18	2	19	M14	47



# ART. F187

## CROSS HANDWHEEL WITH SMOOTH HOLE

**MATERIAL:**

Reinforced polyamide.  
Oils and greases resistant.

**SURFACE:**

Satin.

**COLOUR:**

Black (RAL 9011).

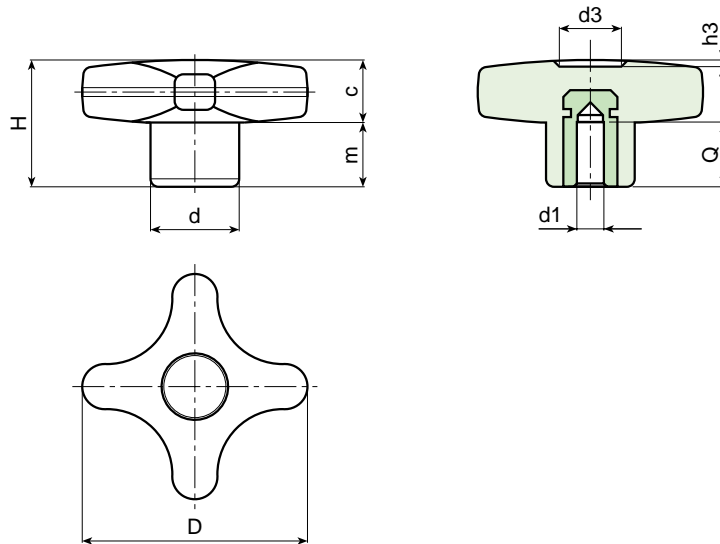
**MAIN INSERT:**

Brass blind bored bush with H7 tolerance.  
(\* ) Zinc plated steel blind bored bush with H7 tolerance.



**SPECIAL REQUESTS:**

- It is possible to supply the inserts with d1 diameter by customer design, on request and for quantities.
- It is possible to supply the inserts in different materials, on request and for quantities.
- It is possible to supply colours as shown in the table at page 23, on request and for quantities.



Art.	D	H	d	c	m	d3	h3	Q	d1 (H7)	Weight (gr)
F187-32 D06	32	23	15	11	12	11	1,5	15	06	13
F187-32 D08	32	23	15	11	12	11	1,5	15	08	14
F187-40 D06	40	24,5	16	12	12,5	13	1,5	15	06	18
F187-40 D08	40	24,5	16	12	12,5	13	1,5	15	08	21
F187-40 D10	40	24,5	16	12	12,5	13	1,5	17	10	20
F187-50 D06	50	29	20	14	15	14	2	15	06	29
F187-50 D08	50	29	20	14	15	14	2	15	08	31
F187-50 D10	50	29	20	14	15	14	2	17	10	32
F187-60 D08	60	34	24	15,5	18,5	18	2	18	(* ) 08	70
F187-60 D10	60	34	24	15,5	18,5	18	2	25	(* ) 10	65
F187-60 D12	60	34	24	15,5	18,5	18	2	22	(* ) 12	60

# ART. F 188

## CROSS HANDWHEEL WITH THREADED THROUGH FEMALE INSERT

**MATERIAL:**

Reinforced polyamide.  
Oils and greases resistant.

**SURFACE:**

Satin.

**COLOUR:**

Black (RAL 9011).

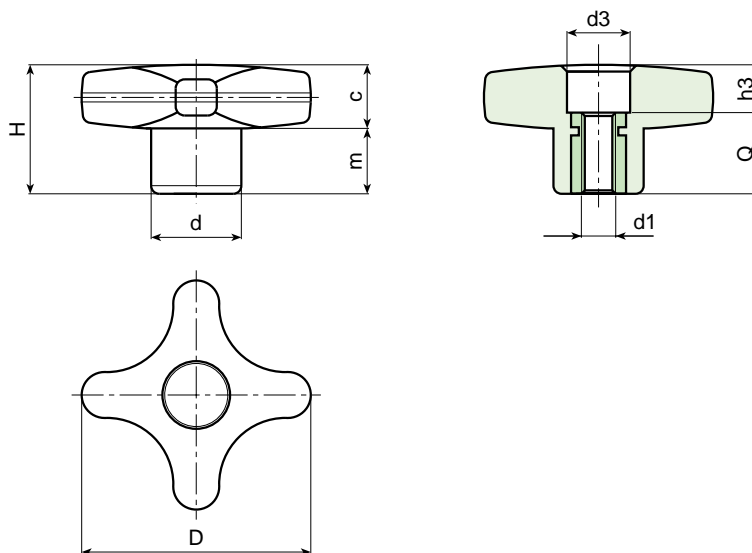
**MAIN INSERT:**

Brass right through threaded bush.



**SPECIAL REQUESTS:**

- It is possible to supply the inserts in different materials, on request and for quantities.
- It is possible to supply colours as shown in the table at page 23, on request and for quantities.



Art.	D	H	d	c	m	d3	h3	Q	d1	Weight (gr)
F188-32 M04	32	23	15	11	11	10	5	18	M4	9
F188-32 M05	32	23	15	11	11	10	5	18	M5	10
F188-32 M06	32	23	15	11	11	10	5	18	M6	10,5
F188-32 M08	32	23	15	11	11	10	5	18	M8	11
F188-40 M06	40	24,5	16	12	12,5	12	6,5	18	M6	13
F188-40 M08	40	24,5	16	12	12,5	12	6,5	18	M8	15
F188-40 M10	40	24,5	16	12	12,5	12	6,5	18	M10	16
F188-50 M06	50	29	20	14	15	14	11	18	M6	23
F188-50 M08	50	29	20	14	15	14	11	18	M8	24
F188-50 M10	50	29	20	14	15	14	11	18	M10	25
F188-50 M12	50	29	20	14	15	14	11	18	M12	26
F188-60 M08	60	34	24	15,5	18,5	16	16	18	M8	34
F188-60 M10	60	34	24	15,5	18,5	16	16	18	M10	38
F188-60 M12	60	34	24	15,5	18,5	16	16	18	M12	40
F188-60 M14	60	34	24	15,5	18,5	16	16	18	M14	45

# ART. F189

## CROSS HANDWHEEL WITH THREADED STUD

**MATERIAL:**

Reinforced polyamide.  
Oils and greases resistant.

**SURFACE:**

Satin.

**COLOUR:**

Black (RAL 9011).

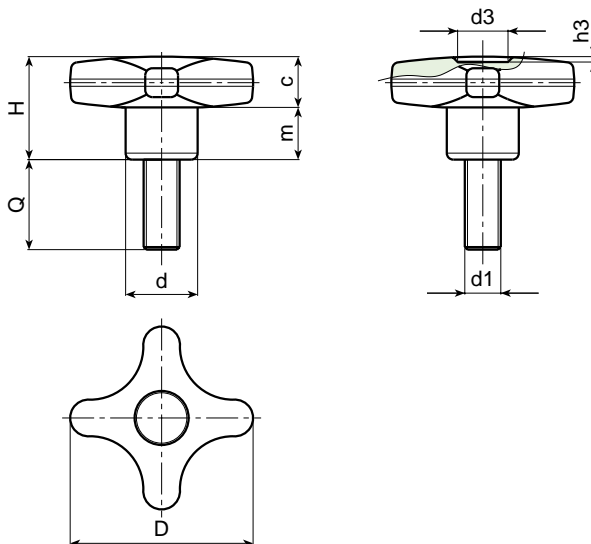
**MAIN INSERT:**

Zinc plated steel threaded stud.



**SPECIAL REQUESTS:**

- It is possible to supply the inserts with different lengths, on request and for quantities.
- It is possible to supply the inserts in different materials, on request and for quantities.
- It is possible to supply colours as shown in the table at page 23, on request and for quantities.



Art.	D	H	d	c	m	d3	h3	d1	Q	Weight (gr)
F189-32 M05	32	23	15	11	11	9	1,5	M5	16-20-30	14-15-16
F189-32 M06	32	23	15	11	11	9	1,5	M6	16-20-30	15-16-17
F189-32 M08	32	23	15	11	11	9	1,5	M8	16-20-30-40	19-21-23-25
F189-32 M10	32	23	15	11	11	9	1,5	M10	20-30-40	24-27-30
F189-40 M06	40	24,5	17	12	12,5	12	1	M6	20-30-40-50	20-21-22-25
F189-40 M08	40	24,5	17	12	12,5	12	1	M8	20-30-40-50	24-29-33-37
F189-40 M10	40	24,5	17	12	12,5	12	1	M10	20-30-40-50	30-35-41-47
F189-50 M08	50	29	20	14	15	14,5	1,5	M8	20-30-40	38-42-46
F189-50 M10	50	29	20	14	15	14,5	1,5	M10	20-30-40-50	49-55-61-65
F189-50 M12	50	29	20	14	15	14,5	1,5	M12	20-30-40-50	51-57-63-70
F189-60 M08	60	34	24	15,5	18,5	18	1,5	M8	20-30-40	47-50-53
F189-60 M10	60	34	24	15,5	18,5	18	1,5	M10	20-30-40-50	64-68-72
F189-60 M12	60	34	24	15,5	18,5	18	1,5	M12	20-30-40-50	78-85-91-99
F189-60 M14	60	34	24	15,5	18,5	18	1,5	M14	30-40-50	82-91-103

# ART. F186 CIN

## CROSS HANDWHEEL WITH STAINLESS STEEL THREADED FEMALE INSERT

**INOX**

**MATERIAL:**

Reinforced polyamide.  
Oils and greases resistant.

**SURFACE:**

Satin.

**COLOUR:**

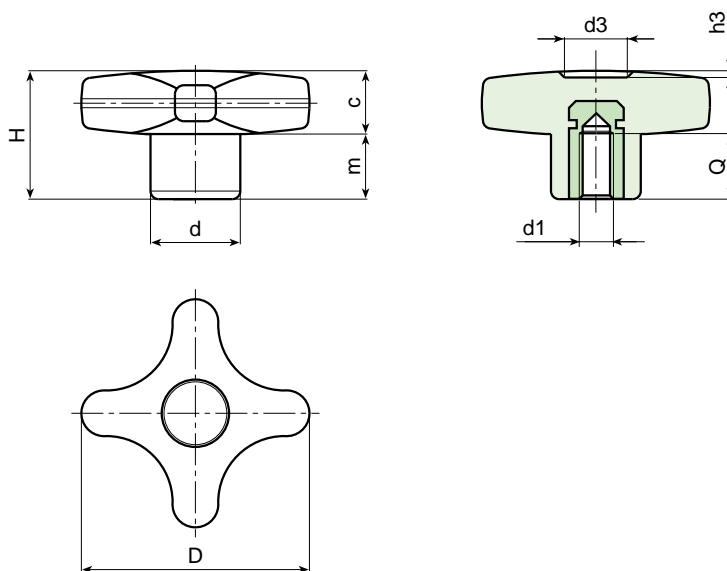
Black (RAL 9011).

**MAIN INSERT:**

Stainless steel blind threaded bush (AISI 303).

**SPECIAL REQUESTS:**

- It is possible to supply colours as shown in the table at page 23, on request and for quantities.



Art.	D	H	d	c	m	d3	h3	Q	d1	Weight (gr)
F186-32 M05 CIN	32	23	15	11	12	11	1,5	14	M5	13
F186-32 M06 CIN	32	23	15	11	12	11	1,5	10	M6	15
F186-32 M08 CIN	32	23	15	11	12	11	1,5	14	M8	15
F186-40 M06 CIN	40	24,5	16	12	12,5	13	1,5	16	M6	17
F186-40 M08 CIN	40	24,5	16	12	12,5	13	1,5	14	M8	18
F186-40 M10 CIN	40	24,5	16	12	12,5	13	1,5	14	M10	19
F186-50 M08 CIN	50	29	20	14	15	14	2	14	M08	27
F186-50 M10 CIN	50	29	20	14	15	14	2	14	M10	29
F186-50 M12 CIN	50	29	20	14	15	14	2	14	M12	30
F186-60 M10 CIN	60	34	24	15,5	18,5	18	2	21	M10	45
F186-60 M12 CIN	60	34	24	15,5	18,5	18	2	18	M12	46

# ART. F188 CIN

## CROSS HANDWHEEL WITH STAINLESS STEEL THREADED THROUGH FEMALE INSERT

**INOX**

**MATERIAL:**

Reinforced polyamide.  
Oils and greases resistant.

**SURFACE:**

Satin.

**COLOUR:**

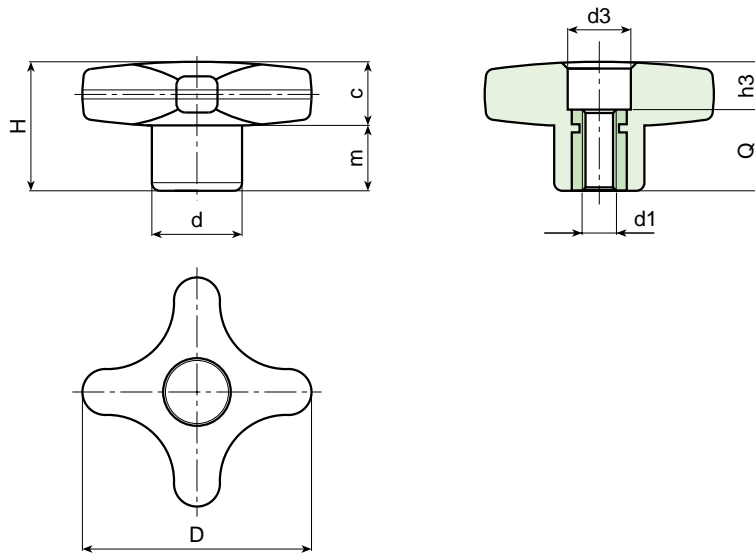
Black (RAL 9011).

**MAIN INSERT:**

Stainless steel right through threaded bush (AISI 303).

**SPECIAL REQUESTS:**

- It is possible to supply colours as shown in the table at page 23, on request and for quantities.



Art.	D	H	d	c	m	d3	h3	Q	d1	Weight (gr)
F188-32 M05 CIN	32	23	15	11	11	10	5	18	M5	10
F188-32 M06 CIN	32	23	15	11	11	10	5	18	M6	10,5
F188-32 M08 CIN	32	23	15	11	11	10	5	18	M8	11
F188-40 M06 CIN	40	24,5	16	12	12,5	12	6,5	18	M6	13
F188-40 M08 CIN	40	24,5	16	12	12,5	12	6,5	18	M8	15
F188-40 M10 CIN	40	24,5	16	12	12,5	12	6,5	18	M10	16
F188-50 M08 CIN	50	29	20	14	15	14	11	18	M8	24
F188-50 M10 CIN	50	29	20	14	15	14	11	18	M10	25
F188-50 M12 CIN	50	29	20	14	15	14	11	18	M12	26
F188-60 M10 CIN	60	34	24	15,5	18,5	16	16	18	M10	38
F188-60 M12 CIN	60	34	24	15,5	18,5	16	16	18	M12	40

# ART. F189 CIN

## CROSS HANDWHEEL WITH STAINLESS STEEL THREADED STUD

**INOX**

**MATERIAL:**

Reinforced polyamide.  
Oils and greases resistant.

**SURFACE:**

Satin.

**COLOUR:**

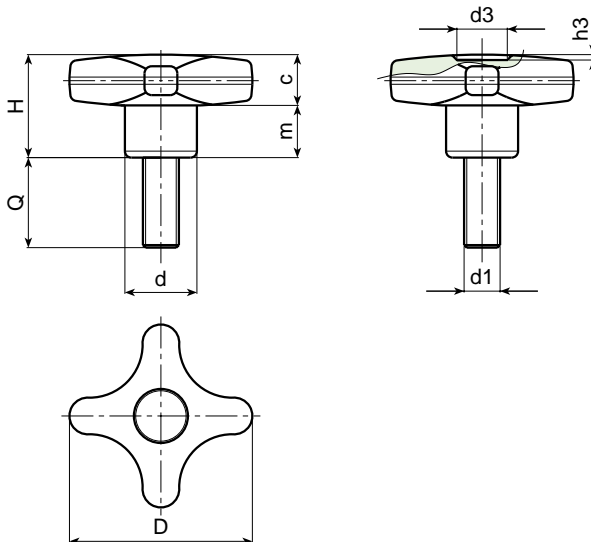
Black (RAL 9011).

**MAIN INSERT:**

Stainless steel threaded stud (AISI 304).

**SPECIAL REQUESTS:**

- It is possible to supply the inserts with different lengths, on request and for quantities.
- It is possible to supply colours as shown in the table at page 23, on request and for quantities.



Art.	D	H	d	c	m	d3	h3	d1	Q	Weight (gr)
F189-32 M05 CIN	32	23	15	11	11	9	1,5	M5	20-40	17-19
F189-32 M06 CIN	32	23	15	11	11	9	1,5	M6	20-30	19-22
F189-32 M08 CIN	32	23	15	11	11	9	1,5	M8	20-30-40	24-26-29
F189-40 M06 CIN	40	24,5	17	12	12,5	12	1	M6	20-30-40	20-21-22
F189-40 M08 CIN	40	24,5	17	12	12,5	12	1	M8	20-30-40	24-29-33
F189-40 M10 CIN	40	24,5	17	12	12,5	12	1	M10	20-30-40	30-35-41-47
F189-50 M08 CIN	50	29	20	14	15	14,5	1,5	M8	20-30-40	38-42-46
F189-50 M10 CIN	50	29	20	14	15	14,5	1,5	M10	20-30-40-50	49-55-61-65
F189-50 M12 CIN	50	29	20	14	15	14,5	1,5	M12	20-30-40-50	51-57-63-70
F189-60 M08 CIN	60	34	24	15,5	18,5	18	1,5	M8	20-30-40	47-50-53
F189-60 M10 CIN	60	34	24	15,5	18,5	18	1,5	M10	20-30-40-50	64-68-72-76
F189-60 M12 CIN	60	34	24	15,5	18,5	18	1,5	M12	20-30-40-50	78-85-91-99
F189-60 M14 CIN	60	34	24	15,5	18,5	18	1,5	M14	30-40	100-110

# ART. F761-F661

## 3-LOBE HANDWHEEL WITH THREADED FEMALE INSERT

**MATERIAL:**

Reinforced polyamide.  
Oils and greases resistant.

**SURFACE:**

Satin.

**COLOUR:**

Black (RAL 9011).

**MAIN INSERT:**

Brass blind threaded bush.  
(\* ) Zinc plated steel blind threaded bush.

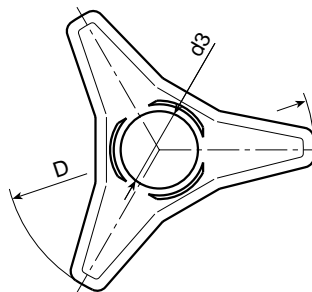
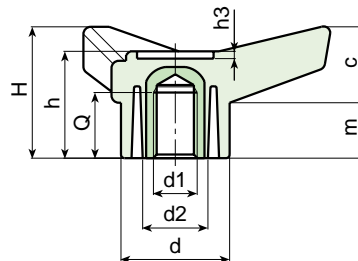
**HUB:**

F661 Version - solid.  
F761 Version - hollow underneath.



**SPECIAL REQUESTS:**

- It is possible to supply the inserts in different materials, on request and for quantities.
- It is possible to supply colours as shown in the table at page 23, on request and for quantities.



Art.		D	H	h	d	c	m	d2	d3	h3	Q	d1	Weight (gr)	
hollow hub	solid hub													
-	F661	-45 M06	45	21	18	16	11	10	-/-	11	1	9	M06	10
-	F661	-45 M08	45	21	18	16	11	10	-/-	11	1	11	M08	14
-	F661	-45 M10	45	21	18	16	11	10	-/-	11	1	10	M10	15
-	F661	-65 M08	65	28	23,5	22	16,5	11,5	-/-	15,5	1,5	11	M08	28
-	F661	-65 M10	65	28	23,5	22	16,5	11,5	-/-	15,5	1,5	11	M10	29
-	F661	-65 M12	65	28	23,5	22	16,5	11,5	-/-	15,5	1,5	13	M12	31
F761	F661	-85 M08	85	37	30,5	30	21	16	18/-	21	2	15	M08	53
F761	F661	-85 M10	85	37	30,5	30	21	16	18/-	21	2	14	M10	55
F761	F661	-85 M12	85	37	30,5	30	21	16	18/-	21	2	19	M12	60
F761	F661	-105 M08	105	46	37,5	35	26	19	20/-	25	2	15	M08	89
F761	F661	-105 M10	105	46	37,5	35	26	19	20/-	25	2	17	M10	90
F761	F661	-105 M12	105	46	37,5	35	26	19	20/-	25	2	17	M12	97
F761	F661	-105 M14	105	46	37,5	35	26	19	20/-	25	2	19	M14	98
F761	F661	-125 M12	125	54	44	42,5	31	23	26/-	28,5	2	18	M12	160
F761	F661	-125 M14	125	54	44	42,5	31	23	26/-	28,5	2	18	M14	165
-	F661	-125 M16	125	54	44	42,5	31	23	-/-	28,5	2	21	(*) M16	177
-	F661	-125 M18	125	54	44	42,5	31	23	-/-	28,5	2	21	(*) M18	182

# ART. F662

## 3-LOBE HANDWHEEL WITH SMOOTH HOLE

**MATERIAL:**

Reinforced polyamide.  
Oils and greases resistant.

**SURFACE:**

Satin.

**COLOUR:**

Black (RAL 9011).

**MAIN INSERT:**

Zinc plated steel blind bored bush with H7 tolerance.

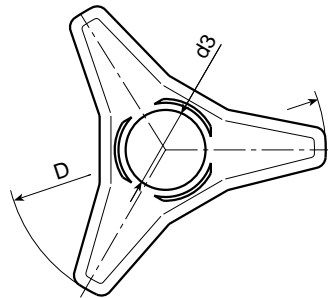
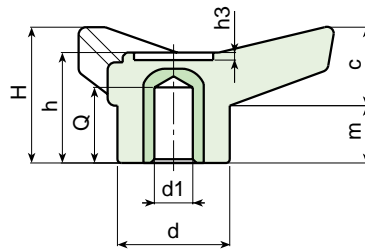
**HUB:**

Solid hub.



**SPECIAL REQUESTS:**

- It is possible to supply the inserts with d1 diameter by customer design, on request and for quantities.
- It is possible to supply the inserts in different materials, on request and for quantities.
- It is possible to supply colours as shown in the table at page 23, on request and for quantities.



Art.	D	H	h	d	c	m	d3	h3	dm	Q	d1 (H7)	Weight (gr)
F662-45 D06	45	21	18	16	11	10	11	1	06	8	06	14
F662-65 D05	65	28	23,5	22	16,5	11,5	15,5	1,5	10	13	5 H9	36
F662-65 D10	65	28	23,5	22	16,5	11,5	15,5	1,5	10	12	10	34
F662-85 D05	85	37	30,5	30	21	16	21	2	16	19	5 H9	72
F662-85 D10	85	37	30,5	30	21	16	21	2	16	18	10	67
F662-105 D05	105	46	37,5	35	26	19	25	2	18	25	5 H9	100
F662-105 D12	105	46	37,5	35	26	19	25	2	18	24	12	92
F662-125 D05	125	54	44	42,5	31	23	28	2	22	27	5 H9	193
F662-125 D14	125	54	44	42,5	31	23	28,5	2	22	27	14	181

It's possible to increase the hole, by boring, until **dm**.



# ART. F763-F663

## 3-LOBE HANDWHEEL WITH THREADED THROUGH FEMALE INSERT

**MATERIAL:**

Reinforced polyamide.  
Oils and greases resistant.

**SURFACE:**

Satin.

**COLOUR:**

Black (RAL 9011).

**MAIN INSERT:**

Brass right through threaded bush.  
(\* ) Zinc plated steel blind threaded bush.

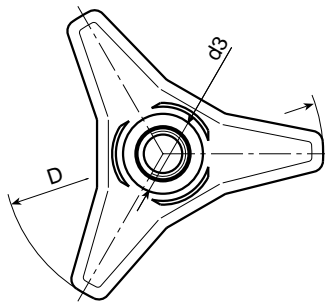
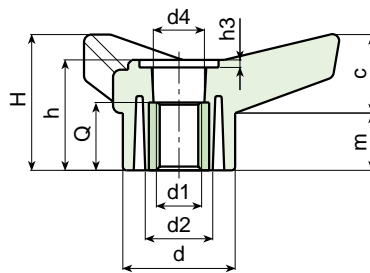
**HUB:**

F661 Version - solid.  
F761 Version - hollow underneath.



**SPECIAL REQUESTS:**

- It is possible to supply the inserts in different materials, on request and for quantities.
- It is possible to supply colours as shown in the table at page 23, on request and for quantities.



Art.			D	H	h	d	c	m	d2	d3	d4	h3	Q	d1	Weight (gr)
hollow hub	solid hub														
-	F663	-45 M06	45	21	18	16	11	10	-/-	11	10	1	12,5	M06	11
-	F663	-45 M08	45	21	18	16	11	10	-/-	11	10	1	12,5	M08	11
-	F663	-45 M10	45	21	18	16	11	10	-/-	11	10	1	12,5	M10	11
-	F663	-65 M08	65	28	23,5	22	16,5	11,5	-/-	15,5	13,5	1,5	15,5	M08	25
-	F663	-65 M10	65	28	23,5	22	16,5	11,5	-/-	15,5	13,5	1,5	15,5	M10	26
-	F663	-65 M12	65	28	23,5	22	16,5	11,5	-/-	15,5	13,5	1,5	15,5	M12	28
F763	F663	-85 M08	85	37	30,5	30	21	16	18/-	21	13	2	13,5	M08	50
F763	F663	-85 M10	85	37	30,5	30	21	16	18/-	21	13	2	13,5	M10	52
F763	F663	-85 M12	85	37	30,5	30	21	16	18/-	21	13	2	13,5	M12	52
F763	F663	-105 M10	105	46	37,5	35	26	19	20/-	25	23,5	2	23	M10	88
F763	F663	-105 M12	105	46	37,5	35	26	19	20/-	25	23,5	2	23	M12	88
F763	F663	-105 M14	105	46	37,5	35	26	19	20/-	25	23,5	2	21	M14	91
-	F663	-105 M16	105	46	37,5	35	26	19	-/-	25	23,5	2	21	(*) M16	108
F763	F663	-125 M12	125	54	44	42,5	31	23	26/-	28,5	26	2	31	M12	152
F763	F663	-125 M14	125	54	44	42,5	31	23	26/-	28,5	26	2	31	M14	160
-	F663	-125 M16	125	54	44	42,5	31	23	-/-	28,5	26	2	31	(*) M16	180
-	F663	-125 M18	125	54	44	42,5	31	23	-/-	28,5	26	2	31	(*) M18	186

# ART. F764-F664

## 3-LOBE HANDWHEEL WITH THREADED STUD

**MATERIAL:**

Reinforced polyamide.  
Oils and greases resistant.

**SURFACE:**

Satin.

**COLOUR:**

Black (RAL 9011).

**MAIN INSERT:**

Zinc plated steel threaded stud.

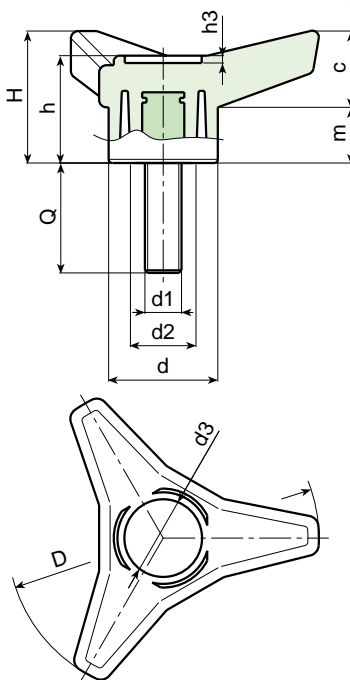
**HUB:**

F661 Version - solid.  
F761 Version - hollow underneath.



**SPECIAL REQUESTS:**

















- It is possible to supply the inserts with different lengths, on request and for quantities.
- It is possible to supply the inserts in different materials, on request and for quantities.
- It is possible to supply colours as shown in the table at page 23, on request and for quantities.

















Art.		D	H	h	d	c	m	d2	d3	h3	d1	Q	Weight (gr)
hollow hub	solid hub												
-	F664 -45 M06	45	21	18	16	11	10	-/-	11	1	M06	20-30	14-17
-	F664 -45 M08	45	21	18	16	11	10	-/-	11	1	M08	20-30	19-22
-	F664 -45 M10	45	21	18	16	11	10	-/-	11	1	M10	30	23
-	F664 -65 M08	65	28	23,5	22	16,5	11,5	-/-	15,5	1,5	M08	20-30	36-39
-	F664 -65 M10	65	28	23,5	22	16,5	11,5	-/-	15,5	1,5	M10	20-30	43-47
-	F664 -65 M12	65	28	23,5	22	16,5	11,5	-/-	15,5	1,5	M12	40	67
F764	F664 -85 M08	85	37	30,5	30	21	16	18/-	21	2	M08	20-30-40	61-65-69
F764	F664 -85 M10	85	37	30,5	30	21	16	18/-	21	2	M10	20-30-40	66-74-80
F764	F664 -85 M12	85	37	30,5	30	21	16	18/-	21	2	M12	20-40	83-94
F764	F664 -105 M10	105	46	37,5	35	26	19	20/-	25	2	M10	20-30-40	113-116-122
F764	F664 -105 M12	105	46	37,5	35	26	19	20/-	25	2	M12	30-50	121-136
F764	F664 -105 M14	105	46	37,5	35	26	19	20/-	25	2	M14	30	134
F764	F664 -125 M12	125	54	44	42,5	31	23	26/-	28,5	2	M12	30-50	200-214
F764	F664 -125 M14	125	54	44	42,5	31	23	26/-	28,5	2	M14	30	219
-	F664 -125 M16	125	54	44	42,5	31	23	-/-	28,5	2	M16	30	232
-	F664 -125 M18	125	54	44	42,5	31	23	-/-	28,5	2	M18	30	256

# COLOUR CHART

## R A L

COLOUR		RAL	CODE
Black		9011	01
Orange		2004	02
Orange		2011	03
White		9010	04
Blue		5002	05
Blue		5005	06
Blue		5015	07
Blue		5018	19
Blue		5019	21
Blue		5010	22
Yellow		1007	09
Yellow		1021	10
Grey		7024	12
Grey		7035	13
Red		3000	16
Green		6024	17

## O T H E R C O L O U R S

COLOUR		REF.	CODE
White		-	52
Blue		-	53
Blue	 pant. 645 U		54
Blue	 pant. 300		55
Grey		-	57
Grey		-	59
Grey	 NCS 7500		60
Red		-	64
Red		-	65
Natural		-	66
Green		-	70
Brown		-	71
Cream		-	72
Violet		-	73

# ART. G730

## 4-LOBE HANDWHEEL WITH THREADED INSERT

**MATERIAL:**

Reinforced polyamide.  
Oils and greases resistant.

**SURFACE:**

Satin.

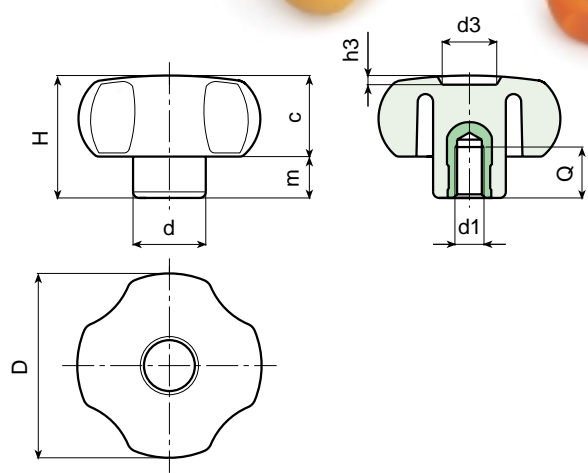
**COLOUR:**

Black (RAL 9011).

**MAIN INSERT:**

Brass blind threaded bush.

(\*) Zinc plated steel blind threaded bush.



**SPECIAL REQUESTS:**

- It is possible to supply the inserts in different materials, on request and for quantities.
- It is possible to supply colours as shown in the table at page 19, on request and for quantities.

Art.	D	H	d	c	m	d3	h3	d1	Q	Weight (gr)
G730-20 M04	21	14	11	8,5	5,5	8	1,5	M04	13	5
G730-20 M05	21	14	11	8,5	5,5	8	1,5	M05	13	5
G730-20 M06	21	14	11	8,5	5,5	8	1,5	M06	13	5
G730-25 M04	26	16	12	10	6	10	1,5	M04	7	6
G730-25 M05	26	16	12	10	6	10	1,5	M05	7	6
G730-25 M06	26	16	12	10	6	10	1,5	M06	7	7
G730-25 M08	26	16	12	10	6	10	1,5	M08	7	8
G730-30 M05	30	23	15	13,5	9,5	12	2	M05	13	12
G730-30 M06	30	23	15	13,5	9,5	12	2	M06	10	12
G730-30 M08	30	23	15	13,5	9,5	12	2	M08	16	14
G730-30 M10	30	23	15	13,5	9,5	12	2	M10	16	14
G730-40 M05	40,5	29,5	15,5	18,5	11	12	3	M05	13	21
G730-40 M06	40,5	29,5	15,5	18,5	11	12	3	M06	10	21
G730-40 M08	40,5	27,5	15	18,5	11	12	3	M08	14	22
G730-40 M10	40,5	29,5	17,5	18,5	11	12	3	M10	13	26
G730-40 M12	40,5	29,5	21	18,5	11	12	3	M12	11	30
G730-50 M06	52	32,5	20,5	21,5	11	14,5	2,5	M06	10	35
G730-50 M08	52	32,5	20,5	21,5	11	14,5	2,5	M08	14	42
G730-50 M10	52	32,5	20,5	21,5	11	14,5	2,5	M10	13	43
G730-50 M12	52	32,5	20,5	21,5	11	14,5	2,5	M12	17	48
G730-60 M08	59	40	23	25	15	24	4	M08	15	60
G730-60 M10	59	40	23	25	15	24	4	M10	14	62
G730-60 M12	59	40	23	25	15	24	4	M12	18	67
G730-60 M14	59	40	23	25	15	24	4	M14	19	70
G730-60 M16	59	40	23	25	15	24	4	(*) M16	17	82
G730-80 M10	79	41	30	24	17	21	3	M10	14	88
G730-80 M12	79	41	30	24	17	21	3	M12	16	88
G730-80 M14	79	41	30	24	17	21	3	M14	19	97
G730-80 M16	79	41	30	24	17	21	3	(*) M16	17	109
G730-80 M20	79	41	30	24	17	21	3	(*) M20	16	115

# ART. G731

## 4-LOBE HANDWHEEL WITH THREADED THROUGH INSERT

### MATERIAL:

Reinforced polyamide.  
Oils and greases resistant.

### SURFACE:

Satin.

### COLOUR:

Black (RAL 9011).

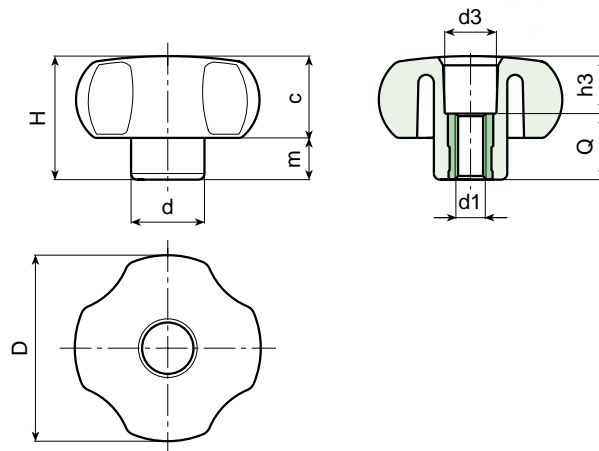
### MAIN INSERT:

Brass right through threaded bush.  
(\* ) Zinc plated steel right through threaded bush.



### SPECIAL REQUESTS:

- It is possible to supply the inserts in different materials, on request and for quantities.
- It is possible to supply colours as shown in the table at page 19, on request and for quantities.



Art.	D	H	d	c	m	d3	h3	d1	Q	Weight (gr)
G731-20 M04	21	14	11	8,5	5,5	8	4,5	M04	9,5	4
G731-20 M05	21	14	11	8,5	5,5	8	7,5	M05	6,5	5
G731-20 M06	21	14	11	8,5	5,5	8	7,5	M06	6,5	5
G731-25 M04	26	16	12	10	6	9	7,5	M04	8,5	5
G731-25 M05	26	16	12	10	6	9	9,5	M05	6,5	6
G731-25 M06	26	16	12	10	6	9	9,5	M06	6,5	6
G731-25 M08	26	16	12	10	6	10,5	1,5	M08	14,5	10
G731-30 M05	30	23	15	13,5	9,5	12	8,5	M05	14,5	11
G731-30 M06	30	23	15	13,5	9,5	12	8,5	M06	14,5	11
G731-30 M08	30	23	15	13,5	9,5	12	8,5	M08	14,5	12
G731-30 M10	30	23	15	13,5	9,5	12	8,5	M10	14,5	13
G731-40 M06	41	29,5	16	18,5	11	13	11,5	M06	18	21
G731-40 M08	41	29,5	16	18,5	11	13	11,5	M08	18	21
G731-40 M10	41	29,5	16	18,5	11	13	11,5	M10	18	23
G731-40 M12	41	29,5	21	18,5	11	13	11,5	M12	18	26
G731-50 M06	52	32,5	20,5	21,5	11	13,5	14,5	M06	18	37
G731-50 M08	52	32,5	20,5	21,5	11	13,5	14,5	M08	18	38
G731-50 M10	52	32,5	20,5	21,5	11	13,5	14,5	M10	18	39
G731-50 M12	52	32,5	20,5	21,5	11	13,5	14,5	M12	18	40
G731-60 M08	59	40	23	25	15	20	22	M08	18	54
G731-60 M10	59	40	23	25	15	20	22	M10	18	55
G731-60 M12	59	40	23	25	15	20	22	M12	18	55
G731-60 M14	59	40	23	25	15	20	22	M14	18	56
G731-80 M08	79	41	30,5	24	17	20	23	M08	18	80
G731-80 M10	79	41	30,5	24	17	20	23	M10	18	82
G731-80 M12	79	41	30,5	24	17	20	23	M12	18	79
G731-80 M14	79	41	31	24	17	20	23	M14	18	80
G731-80 M16	79	41	30,5	24	17	21	15	(* ) M16	26	102

# ART. G732

## 4-LOBE HANDWHEEL WITH THREADED STUD

**MATERIAL:**

Reinforced polyamide.  
Oils and greases resistant.

**SURFACE:**

Satin.

**COLOUR:**

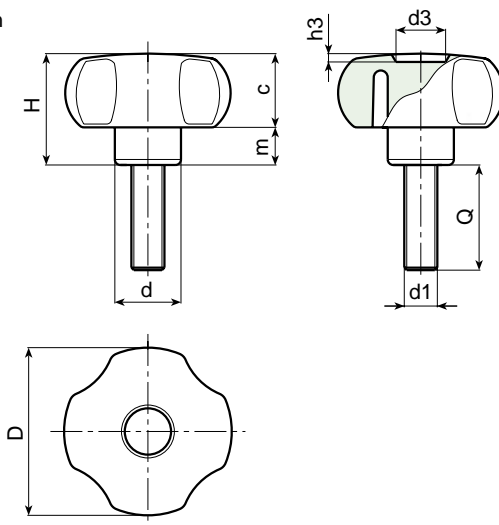
Black (RAL 9011).

**MAIN INSERT:**

Zinc plated steel threaded stud.

**SPECIAL REQUESTS:**

- It is possible to supply the inserts with different lengths, on request and for quantities.
- It is possible to supply the inserts in different materials, on request and for quantities.
- It is possible to supply colours as shown in the table at page 19, on request and for quantities.



Art.	D	H	d	c	m	d3	h3	d1	Q	Weight (gr)
G732-20 M04	21	14	11	8,5	5,5	8	1,5	M04	10-16-20-30	4-4,5-5-6
G732-20 M05	21	14	11	8,5	5,5	8	1,5	M05	10-16-20-30	6-6,5-7-8
G732-20 M06	21	14	11	8,5	5,5	8	1,5	M06	10-16-20-30-40	6,5-7,5-8-9,5-11
G732-25 M04	26	16	12	10	6	10	1,5	M04	10-16-20-30	6-6-7-8
G732-25 M05	26	16	12	10	6	10	1,5	M05	10-16-20-30-40	8-8,5-9-10-11
G732-25 M06	26	16	12	10	6	10	1,5	M06	10-16-20-30-40	10-11-13-15-16
G732-25 M08	26	16	12	10	6	10	1,5	M08	16-20-30-40	14-16-20-24
G732-30 M05	30	23	15	13,5	9,5	12	2	M05	10-16-20-30-40	12-13-13-14-15
G732-30 M06	30	23	15	13,5	9,5	12	2	M06	16-20-30-40-50	15-16-18-20-22
G732-30 M08	30	23	15	13,5	9,5	12	2	M08	16-20-30-40-50	20-22-25-28-31
G732-30 M10	30	23	15	13,5	9,5	12	2	M10	20-30-40-50-60	25-30-36-43-49
G732-40 M06	40,5	29,5	15,5	18,5	11	12	3	M06	16-20-30-40-50	24-26-28-30-32
G732-40 M08	40,5	29,5	15	18,5	11	12	3	M08	16-20-30-40-50	28-31-34-37-40
G732-40 M10	40,5	29,5	17	18,5	11	12	3	M10	16-20-30-40-50-60	35-38-43-48-53-59
G732-40 M12	40,5	29,5	21	18,5	11	12	3	M12	20-30-40	47-54-61
G732-50 M06	52	32,5	20,5	21,5	11	14,5	2,5	M06	16-20-30-40-50	42-43-45-47-49
G732-50 M08	52	32,5	20,5	21,5	11	14,5	2,5	M08	16-20-30-40-50-60	49-51-54-57-60-64
G732-50 M10	52	32,5	20,5	21,5	11	14,5	2,5	M10	16-20-30-40-50-60	55-58-63-68-72-77
G732-50 M12	52	32,5	20,5	21,5	11	14,5	2,5	M12	20-30-40-50-60	70-77-83-90-97
G732-60 M08	59	40	23	25	15	24	4	M08	16-20-30-40-50-60	73-76-79-81-85
G732-60 M10	59	40	23	25	15	24	4	M10	16-20-30-40-50-60	77-79-84-89-94-100
G732-60 M12	59	40	23	25	15	24	4	M12	20-30-40-50-60	91-97-104-111-119
G732-60 M14	59	40	23	25	15	24	4	M14	30-40-50	111-123-132
G732-80 M10	79	41	30	24	17	21	3	M10	20-30-40-50-60	100-105-110-115-120
G732-80 M12	79	41	30	24	17	21	3	M12	20-30-40-50-60	110-117-127-135-142
G732-80 M14	79	41	30	24	17	21	3	M14	20-30-40-50	120-131-145-182
G732-80 M16	79	41	30	24	17	21	3	M16	25-30-40-50	130-138-150-162

# ART. G733

## 4-LOBE HANDWHEEL WITH SMOOTH HOLE INSERT

**MATERIAL:**

Reinforced polyamide.  
Oils and greases resistant.

**SURFACE:**

Satin.

**COLOUR:**

Black (RAL 9011).

**MAIN INSERT:**

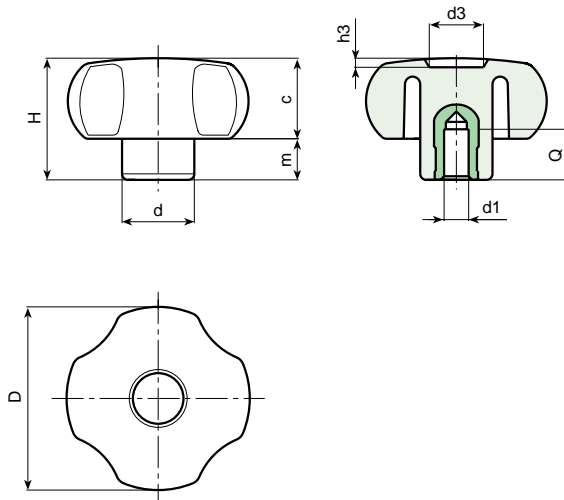
Zinc plated steel blind bored bush with H7 tolerance.  
(\*) Brass blind bored bush with H7 tolerance.

**Bore not remachinable.**



**SPECIAL REQUESTS:**

- It is possible to supply the inserts with d1 diameter by customer design, on request and for quantities.
- It is possible to supply the inserts in different materials, on request and for quantities.
- It is possible to supply colours as shown in the table at page 19, on request and for quantities.



Art.	D	H	d	c	m	d3	h3	dm	d1 H7	Q	Weight (gr)
G733-30 D06	30	23	15	13,5	9,5	12,5	2	-	(*) 06	15	16
G733-30 D08	30	23	15	13,5	9,5	12,5	2	-	(*) 08	15	17
G733-40 D06	41	29,5	16	18,5	11	12	3	-	(*) 06	15	24
G733-40 D08	41	29,5	16	18,5	11	12	3	-	(*) 08	15	28
G733-40 D10	41	29,5	16	18,5	11	12	3	-	(*) 10	15	30
G733-50 D05	52	33	21	21,5	11,5	15	2,5	12	05 H9	18	60
G733-50 D10	52	33	21	21,5	11,5	15	2,5	12	10	18	60
G733-60 D05	59	40	23	24,5	15,5	24	4	12	05 H9	18	90
G733-60 D12	59	40	23	24,5	15,5	24	4	12	12	16	90
G733-80 D05	79	41	30,5	24	17	21	3	18	05 H9	24	165
G733-80 D12	79	41	30,5	24	17	21	3	18	12	24	140

It's possible to increase the hole, by boring, until **dm**.

# ART. G734

## 4-LOBE HANDWHEEL WITH ELONGATED HUB AND THREADED INSERT

**MATERIAL:**

Reinforced polyamide.  
Oils and greases resistant.

**SURFACE:**

Satin.

**COLOUR:**

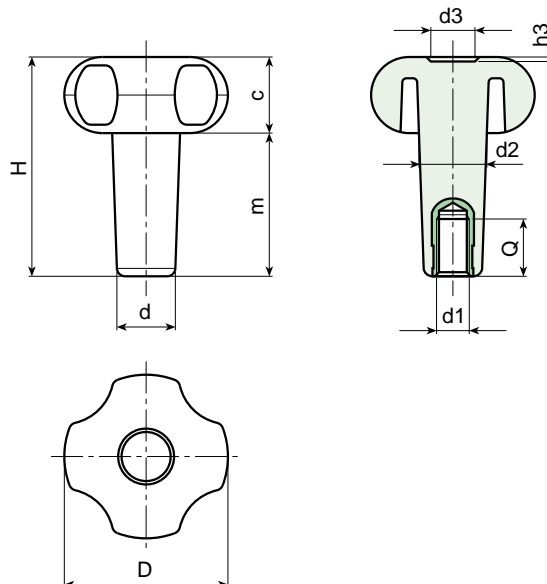
Black (RAL 9011).

**MAIN INSERT:**

Brass blind threaded bush.

**SPECIAL REQUESTS:**

- It is possible to supply the inserts with different threads, on request and for quantities.
- It is possible to supply the inserts in different materials, on request and for quantities.
- It is possible to supply the handwheels with hubs to drawing, on request and for quantities.



Art.	D	H	T	d	c	d2	d3	h3	d1	Q	Weight (gr)
G734-30 T25 M06	30	37,5	23,5	13,5	14	14,5	12	2	M06	10	15
G734-30 T35 M06	30	47	33,5	13,5	14	15	12	2	M06	16	16
G734-30 T35 M08	30	47	33,5	13,5	14	15	12	2	M08	21	17
G734-40 T35 M10	41	54	35	16,5	19	17	12	3	M10	15	30
G734-40 T66 M06	41	85	66	16,5	19	18	12	3	M06	18	35
G734-50 T40 M08	52	61	39	17,5	22	19	14	2,5	M08	15	47
G734-50 T40 M10	52	61	39	17,5	22	19	14	2,5	M10	15	49
G734-50 T50 M08	52	71	49	18	22	20,5	14	2,5	M08	15	55
G734-50 T50 M10	52	71	49	18	22	20,5	14	2,5	M10	15	56
G734-50 T60 M10	52	80	58	18	22	21	14	2,5	M10	15	62
G734-60 T60 M08	59	83	58	23	25	24	24	4	M08	21	91
G734-60 T60 M10	59	83	58	23	25	24	24	4	M10	15	91
G734-60 T60 M12	59	83	58	23	25	24	24	4	M12	21	96
G734-60 T80 M08	59	103	78	23	25	24	24	4	M08	21	105
G734-60 T80 M10	59	103	78	23	25	24	24	4	M10	15	104
G734-60 T80 M12	59	103	78	23	25	24	24	4	M12	21	107



# ART. G735

## 4-LOBE HANDWHEEL WITH ELONGATED HUB AND THREADED STUD

**MATERIAL:**

Reinforced polyamide.  
Oils and greases resistant.

**SURFACE:**

Satin.

**COLOUR:**

Black (RAL 9011).

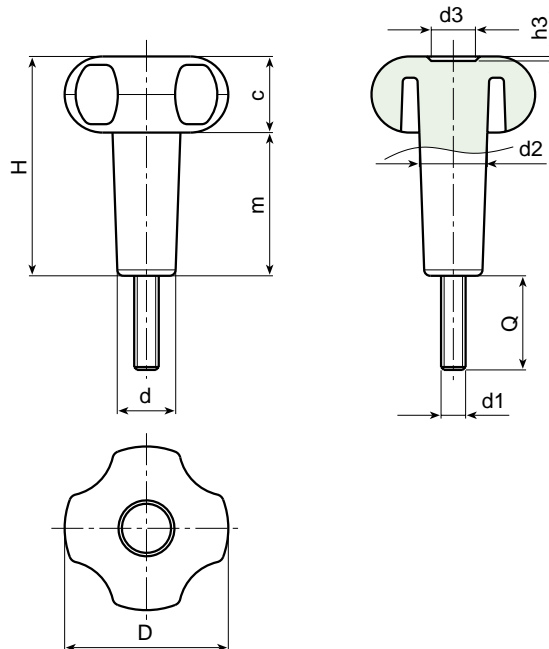
**MAIN INSERT:**

Zinc plated steel threaded stud.



**SPECIAL REQUESTS:**

- It is possible to supply the inserts with different lengths, on request and for quantities.
- It is possible to supply the inserts with different threads, on request and for quantities.
- It is possible to supply the inserts in different materials, on request and for quantities.
- It is possible to supply the handwheels with hubs to drawing, on request and for quantities.



Art.	D	H	T	d	c	d2	d3	h3	d1	Q	Weight (gr)
G735-30 T35 M06	30	47	33,5	13,5	14	15	12	2	M06	15	23
G735-30 T35 M08	30	47	33,5	13,5	14	15	12	2	M08	30	36
G735-40 T35 M08	41	54	35	16,5	19	17	12	3	M08	20-30-40	47-49-53
G735-40 T35 M10	41	54	35	16,5	19	17	12	3	M10	15	54
G735-50 T40 M08	52	61	39	17,5	22	19	14	2,5	M08	15-20-30	64-67-69
G735-50 T40 M10	52	61	39	17,5	22	19	14	2,5	M10	15-20-30-40	74-77-79-82
G735-50 T50 M08	52	71	49	18	22	20,5	14	2,5	M08	30	75
G735-50 T60 M08	52	80	58	18	22	21	14	2,5	M08	30	86
G735-60 T60 M08	59	83	58	23	25	24	24	4	M08	20	115
G735-60 T60 M10	59	83	58	23	25	24	24	4	M10	30-40	130-138
G735-60 T80 M10	59	103	78	23	25	24	24	4	M10	50	150

# ART. G650

## 6-LOBE HANDWHEEL WITH PLUG AND THREADED INSERT

**MATERIAL:**

Reinforced polyamide.  
Oils and greases resistant.

**SURFACE:**

Satin.

**COLOUR:**

Black (RAL 9011).

**CENTRAL CAP:**

Grey polyamide (RAL 7035 code 13).

**ALTERNATIVE CAP COLOUR:**

Orange (RAL 2004 cod. 02).  
Blue (RAL 5015 cod. 07).  
Yellow (RAL 1021 cod.10).  
Red (RAL 3000 cod.16).  
Green (RAL 6024 cod.17).  
Black (RAL 9011 cod. 01).

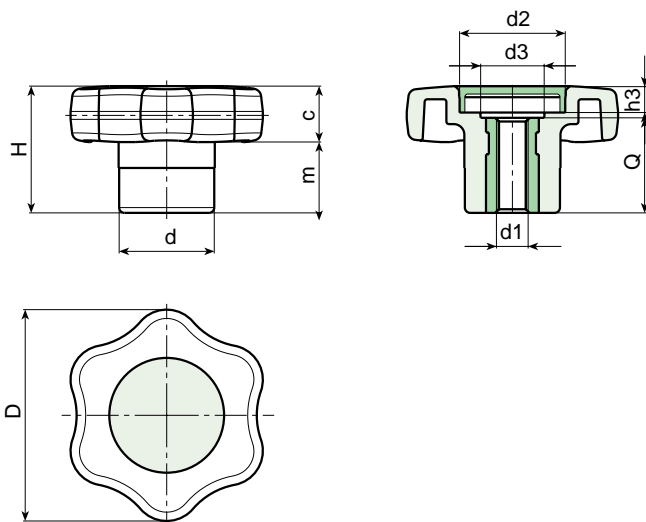
**MAIN INSERT:**

Brass right through threaded bush.



**SPECIAL REQUESTS:**

- It is possible to supply the inserts in different materials, on request and for quantities.
- It is possible to supply the handwheel with colours as shown in the table at page 19, on request and for quantities.



**PAD PRINTING SERVICE:**

- Upon request and for special quantities caps can be supplied with customized pad printing.



Art.	D	H	d	m	c	d2	d3	h3	d1	Q	Weight (gr)
G650-40 M06	40	24	18	10,5	13,5	20	13	6	M6	18	18
G650-40 M08	40	24	18	10,5	13,5	20	13	6	M8	18	19
G650-40 M10	40	24	18	10,5	13,5	20	13	6	M10	18	20

The extension of the range with the addition of diameters 50-60 is planned for the end of 2004.

# ART. G651

## 6-LOBE HANDWHEEL WITH PLUG AND THREADED STUD

### MATERIAL:

Reinforced polyamide.  
Oils and greases resistant.

### SURFACE:

Satin.

### COLOUR:

Black (RAL 9011).

### CENTRAL CAP:

Grey polyamide (RAL 7035 code 13).

### ALTERNATIVE CAP COLOUR:

Orange (RAL 2004 cod. 02).  
Blue (RAL 5015 cod. 07).  
Yellow (RAL 1021 cod.10).  
Red (RAL 3000 cod.16).  
Green (RAL 6024 cod.17).  
Black (RAL 9011 cod. 01).

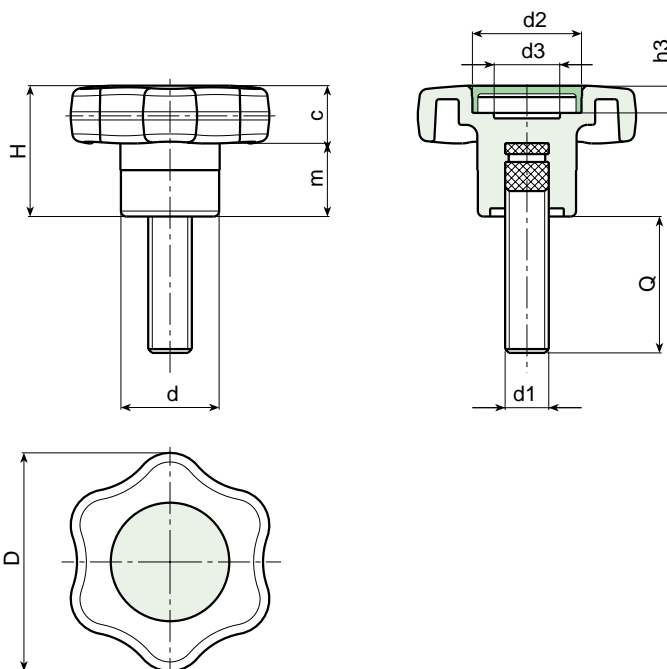
### MAIN INSERT:

Zinc plated steel threaded stud.



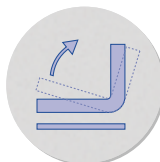
### SPECIAL REQUESTS:

- It is possible to supply the inserts with different lengths, on request and for quantities.
- It is possible to supply the inserts in different materials, on request and for quantities.
- It is possible to supply the handwheel with colours as shown in the table at page 19, on request and for quantities.



### PAD PRINTING SERVICE:

- Upon request and for special quantities caps can be supplied with customized pad printing.



Art.	D	H	d	m	c	d2	d3	h3	d1	Q	Weight (gr)
G651-40 M06	40	24	18	10,5	13,5	20	13	6	M6	16-20-30-40	17-17,5-19-21
G651-40 M08	40	24	18	10,5	13,5	20	13	6	M8	20-30-40	20-23-27
G651-40 M10	40	24	18	10,5	13,5	20	13	6	M10	20-30-40-50	24-29-34-39

The extension of the range with the addition of diameters 50-60 is planned for the end of 2004.

# ART. G791

## CYLINDRICAL HANDWHEEL WITH THREADED INSERT

**MATERIAL:**

Reinforced polyamide.  
Oils and greases resistant.

**SURFACE:**

Satin.

**COLOUR:**

Black (RAL 9011).

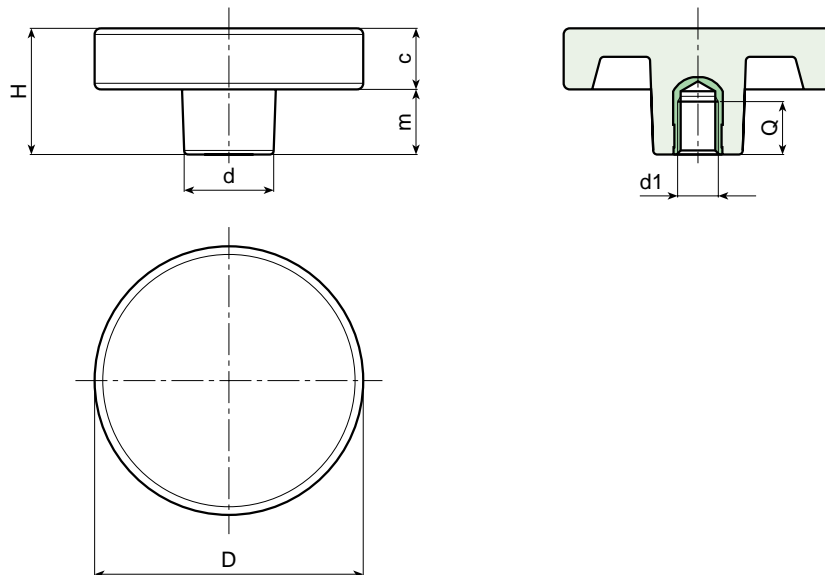
**MAIN INSERT:**

Brass blind threaded bush.



**SPECIAL REQUESTS:**

- It is possible to supply the inserts in different materials, on request and for quantities.
- It is possible to supply colours as shown in the table at page 19, on request and for quantities.



Art.	D	H	d	c	m	d1	Q	Weight (gr)
G791-36 M06	36	17	18	16	1	M06	10	18
G791-36 M08	36	17	18	16	1	M08	15	18
G791-36 M10	36	18	18	16	2	M10	14	19
G791-50 M08	50	30,5	22	15	15,5	M08	15	35
G791-50 M10	50	30,5	22	15	15,5	M10	14	36
G791-50 M12	50	30,5	22	15	15,5	M12	18	40
G791-66 M08	65	30	22	15	15	M08	15	52
G791-66 M10	65	30	22	15	15	M10	14	55
G791-66 M12	65	30	22	15	15	M12	18	58
G791-66 M14	65	30	22	15	15	M14	19	60



# ART. G793

## CYLINDRICAL HANDWHEEL WITH THREADED STUD

**MATERIAL:**

Reinforced polyamide.  
Oils and greases resistant.

**SURFACE:**

Satin.

**COLOUR:**

Black (RAL 9011).

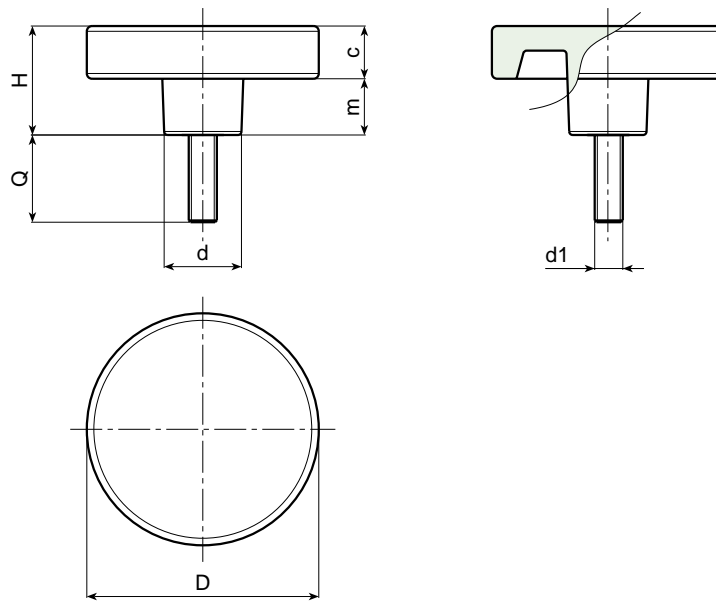
**MAIN INSERT:**

Zinc plated steel threaded stud.



**SPECIAL REQUESTS:**

- It is possible to supply the inserts with different lengths, on request and for quantities.
- It is possible to supply the inserts in different materials, on request and for quantities.
- It is possible to supply colours as shown in the table at page 19, on request and for quantities.



Art.	D	H	d	c	m	d1	Q	Weight (gr)
G793-36 M06	36	17	18	16	1	M06	16-20-30	16-17-20
G793-36 M08	36	17	18	16	1	M08	16-20-30-40	18-21-25-30
G793-36 M10	36	18	18	16	2	M10	20-30-40	27-34-42
G793-50 M08	50	30,5	22	15	15,5	M08	20-30	40-44
G793-50 M10	50	30,5	22	15	15,5	M10	20-30-40	46-53-61
G793-50 M12	50	30,5	22	15	15,5	M12	30-40	68-80
G793-66 M08	65	30	22	15	15	M08	20-30	59-63
G793-66 M10	65	30	22	15	15	M10	25-50	68-80
G793-66 M12	65	30	22	15	15	M12	25-50	80-97

# ART. G794

## KNOB WITH THREADED INSERT

**MATERIAL:**

Reinforced polyamide.  
Oils and greases resistant.

**SURFACE:**

Satin.

**COLOUR:**

Black (RAL 9011).

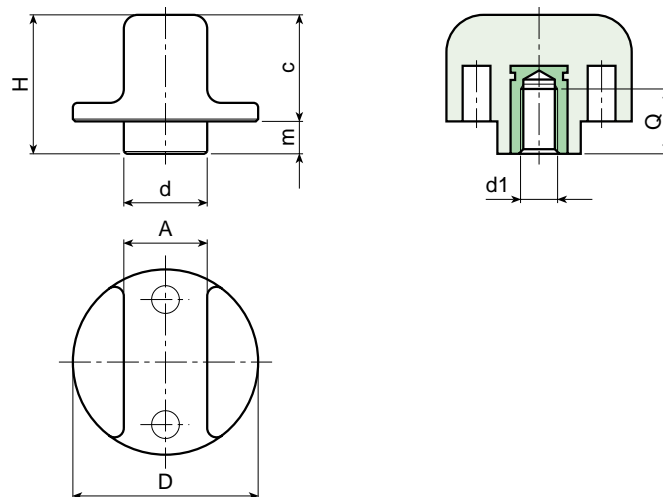
**MAIN INSERT:**

Brass blind threaded bush.



**SPECIAL REQUESTS:**

- It is possible to supply the inserts in different materials, on request and for quantities.
- It is possible to supply colours as shown in the table at page 19, on request and for quantities.



Art.	D	H	d	A	c	m	d1	Q	Weight (gr)
G794-25 M05	25	20	12	10	17	5	M05	11	8
G794-25 M06	25	20	12	10	17	5	M06	9	9
G794-25 M08	25	20	12	10	17	5	M08	8	10
G794-40 M08	40	30	18	18	22,5	7,5	M08	15	25
G794-40 M10	40	30	18	18	22,5	7,5	M10	14	26
G794-40 M12	40	30	18	18	22,5	7,5	M12	14	28

# ART. G795

## KNOB WITH THREADED STUD

**MATERIAL:**

Reinforced polyamide.  
Oils and greases resistant.

**SURFACE:**

Satin.

**COLOUR:**

Black (RAL 9011).

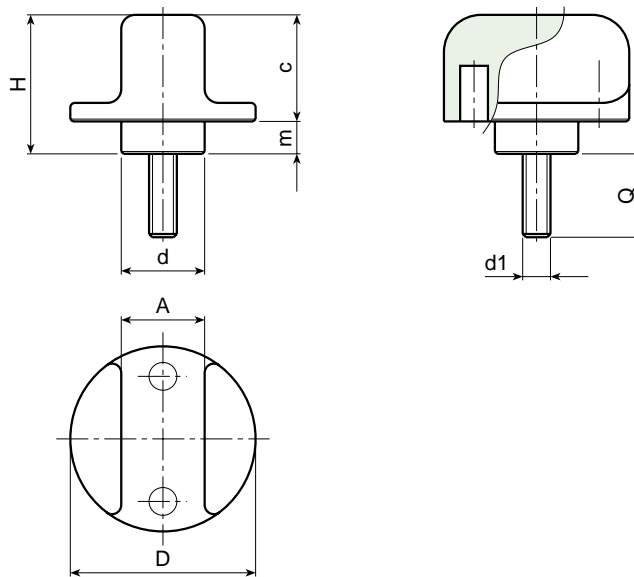
**MAIN INSERT:**

Zinc plated steel threaded stud.



**SPECIAL REQUESTS:**

- It is possible to supply the inserts with different lengths, on request and for quantities.
- It is possible to supply the inserts in different materials, on request and for quantities.
- It is possible to supply colours as shown in the table at page 19, on request and for quantities.



Art.	D	H	d	A	c	m	d1	Q	Weight (gr)
G795-25 M05	25	20	12	10	17	5	M05	16-20-25	9-10-12
G795-25 M06	25	20	12	10	17	5	M06	16-20-30-40	10,5-11-13-14,5
G795-25 M08	25	20	12	10	17	5	M08	16-20-30-40	18-19-22-25
G795-40 M08	40	30	18	18	22,5	7,5	M08	16-20-30-40	33-34-37-40
G795-40 M10	40	30	18	18	22,5	7,5	M10	20-30-40	41-46-51
G795-40 M12	40	30	18	18	22,5	7,5	M12	20-40	53-67





# ART. G797

## KNOB WITH THREADED INSERT

**MATERIAL:**

Reinforced polyamide.  
Oils and greases resistant.

**SURFACE:**

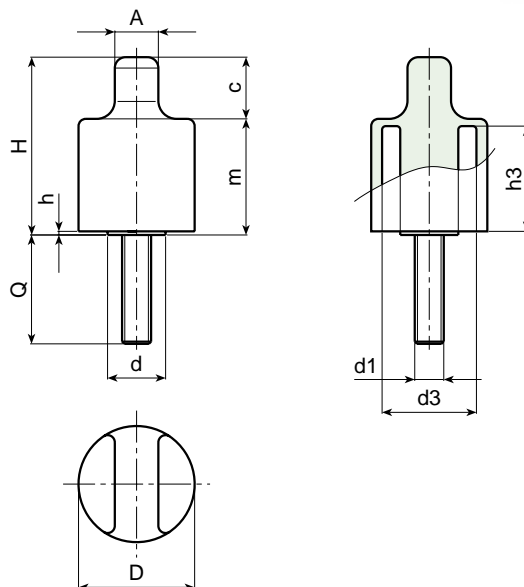
Satin.

**COLOUR:**

Black (RAL 9011).

**MAIN INSERT:**

Zinc plated steel threaded stud.



Art.	D	H	d	A	c	m	h	h3	d3	d1	Q	Weight (gr)
G797-32 M06	32	49	16	12	15	34	1	29	25,5	M06	16-20	33-37
G797-32 M08	32	49	16	12	15	34	1	29	25,5	M08	16-32	42-45
G797-32 M10	32	49	16	12	15	34	1	29	25,5	M10	20-40	51-57
G797-32 M12	32	49	16	12	15	34	1	29	25,5	M12	20	59

# ART. G798

## ELONGATED KNOB WITH THREADED INSERT

**MATERIAL:**

Reinforced polyamide.  
Oils and greases resistant.

**SURFACE:**

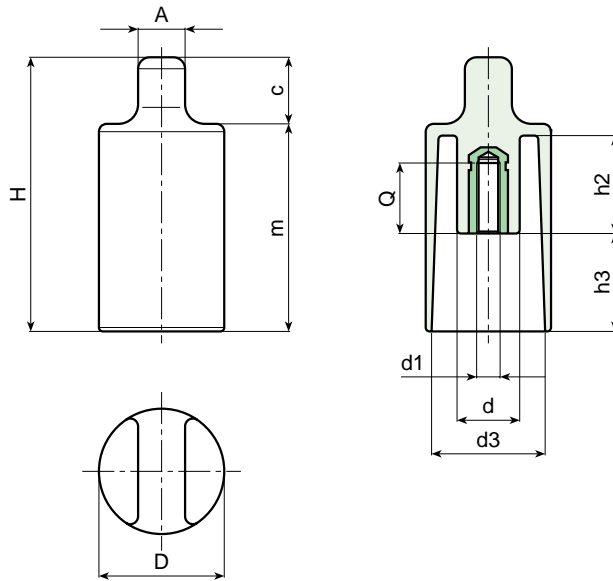
Satin.

**COLOUR:**

Black (RAL 9011).

**MAIN INSERT:**

Brass blind threaded bush.



Art.	D	H	d	A	c	m	h2	h3	d3	d1	Q	Weight (gr)
G798-32 M06	32	69	12	12	15	54	25	26	28	M06	22	32
G798-32 M08	32	69	12	12	15	54	25	26	28	M08	20	35

# ART. G799

## ELONGATED KNOB WITH THREADED STUD

**MATERIAL:**

Reinforced polyamide.  
Oils and greases resistant.

**SURFACE:**

Satin.

**COLOUR:**

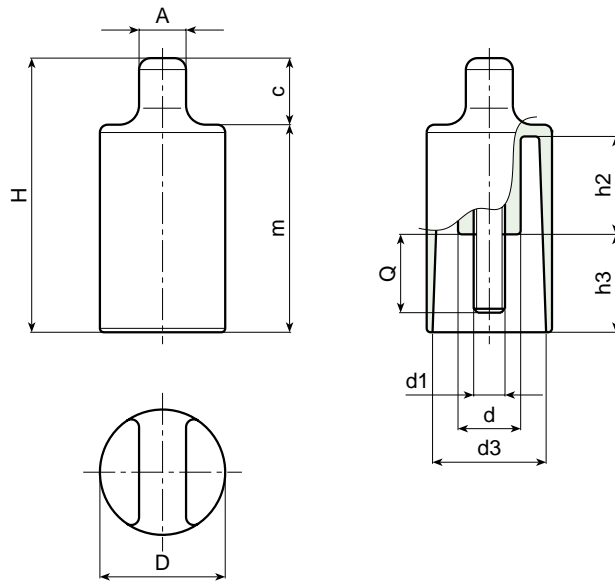
Black (RAL 9011).

**MAIN INSERT:**

Zinc plated steel threaded stud.

**SPECIAL REQUESTS:**

















- It is possible to supply the inserts in different materials, on request and for quantities.
- It is possible to supply colours as shown in the table at page 19, on request and for quantities.

















Art.	D	H	d	A	c	m	h2	h3	d3	d1	Q	Weight (gr)
G799-32 M06	32	69	12	12	15	54	25	26	29	M06	16	40
G799-32 M08	32	69	12	12	15	54	25	26	29	M08	10-16	42-48

# COLOUR CHART

## R A L

COLOUR		RAL	CODE
Black		9011	01
Orange		2004	02
Orange		2011	03
White		9010	04
Blue		5002	05
Blue		5005	06
Blue		5015	07
Blue		5018	19
Blue		5019	21
Blue		5010	22
Yellow		1007	09
Yellow		1021	10
Grey		7024	12
Grey		7035	13
Red		3000	16
Green		6024	17

## O T H E R C O L O U R S

COLOUR		REF.	CODE
White		-	52
Blue		-	53
Blue	 pant. 645 U		54
Blue	 pant. 300		55
Grey		-	57
Grey		-	59
Grey	 NCS 7500		60
Red		-	64
Red		-	65
Natural		-	66
Green		-	70
Brown		-	71
Cream		-	72
Violet		-	73

# ART. H765

## KNURLED HOLLOWED HANDWHEEL WITH THREADED THROUGH HOLE INSERT

**MATERIAL:**

Reinforced polyamide.  
Oils and greases resistant.

**SURFACE:**

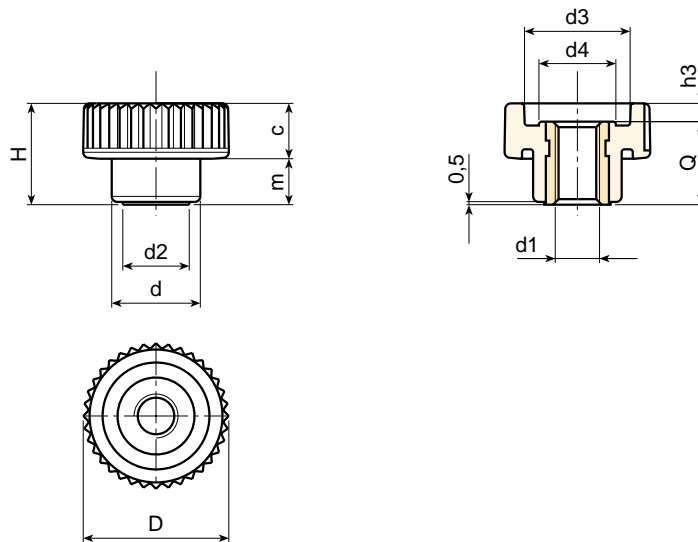
Satin.

**COLOUR:**

Black (RAL 9011).

**MAIN INSERT:**

Brass right through threaded bush.



Art.	D	H	d	m	c	d2	d3	d4	h3	d1	Q	Weight (gr)
H765-15 M04	15	10,5	10	4,5	6	8	10	7,5	2	M4	8,5	2
H765-15 M05	15	10,5	10	4,5	6	8	10	7,5	2	M5	8,5	2
H765-21 M05	21	15	13	6,5	8,5	9,5	15	10,5	2,5	M5	12,5	5
H765-21 M06	21	15	13	6,5	8,5	9,5	15	10,5	2,5	M6	12,5	5
H765-26 M06	26	18	16	8,5	9,5	12	19	13	3	M6	15	10
H765-26 M08	26	18	16	8,5	9,5	12	19	13	3	M8	15	10
H765-33 M08	32	23	20	10,5	12,5	15	23	16	5	M8	18	16
H765-33 M10	32	23	20	10,5	12,5	15	23	16	5	M10	18	16
H765-40 M08	40	28	25	12,5	15,5	18	28	21	6	M08	22	31
H765-40 M10	40	28	25	12,5	15,5	18	28	21	6	M10	22	32
H765-40 M12	40	28	25	12,5	15,5	18	28	21	6	M12	22	32
H765-40 M14	40	28	25	12,5	15,5	18	28	21	6	M14	22	34

# ART. H766

## KNURLED HOLLOWED HANDWHEEL WITH THREADED STUD

**MATERIAL:**

Reinforced polyamide.  
Oils and greases resistant.

**SURFACE:**

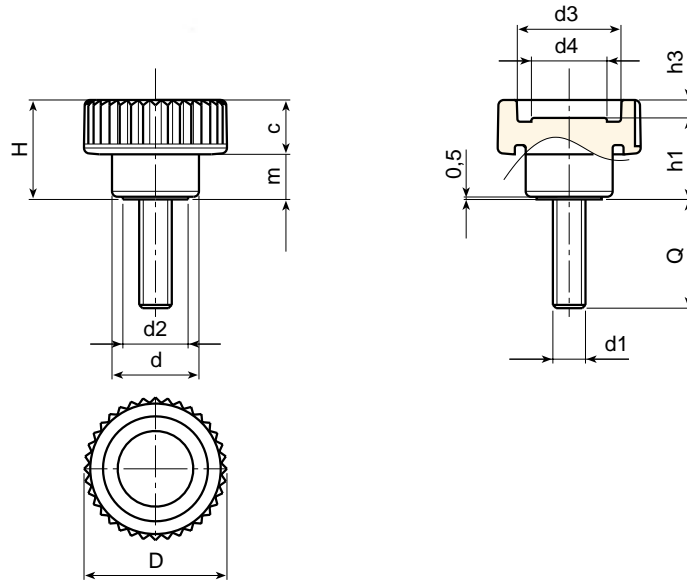
Satin.

**COLOUR:**

Black (RAL 9011).

**MAIN INSERT:**

Zinc plated steel threaded stud.



Art.	D	H	d	m	c	d2	d3	d4	h1	h3	d1	Q	Weight (gr)
H766-15 M04	15	10,5	10	4,5	6	8	10	7,5	8,5	2	M4	10-16-20	2,5-3-3
H766-15 M05	15	10,5	10	4,5	6	8	10	7,5	8,5	2	M5	10-16-20	4-4,5-5
H766-21 M05	21	15	13	6,5	8,5	9,5	15	10,5	12,5	2,5	M5	10-16-20-30	6,5-6,5-7,5-9,5
H766-21 M06	21	15	13	6,5	8,5	9,5	15	10,5	12,5	2,5	M6	10-16-20-30-40	7,5-8,5-9-11-12
H766-26 M06	26	18	16	8,5	9,5	12	19	13	15	3	M6	10-16-20-30-40	10-11-11-13,5-15
H766-26 M08	26	18	16	8,5	9,5	12	19	13	15	3	M8	16-20-30-40-50	15,5-16,5-19,5-23-26,5
H766-33 M08	32	23	20	10,5	12,5	15	23	16	18	5	M8	16-20-30-40	21-24-30-28,5
H766-33 M10	32	23	20	10,5	12,5	15	23	16	18	5	M10	20-30-40-50	30-30,5-35,5-41
H766-40 M08	40	28	25	12,5	15,5	18	28	21	22	6	M08	16-20-30-40	36-38-41-44
H766-40 M10	40	28	25	12,5	15,5	18	28	21	22	6	M10	20-30-40-50	42-48-54-59
H766-40 M12	40	28	25	12,5	15,5	18	28	21	22	6	M12	20-30-40-50	56-63-70-77
H766-40 M14	40	28	25	12,5	15,5	18	28	21	22	6	M14	20-30-40-50	70-80-90-100

# ART. H767

## KNURLED HOLLOWED HANDWHEEL WITH THREADED BLIND INSERT

**MATERIAL:**

Reinforced polyamide.  
Oils and greases resistant.

**SURFACE:**

Satin.

**COLOUR:**

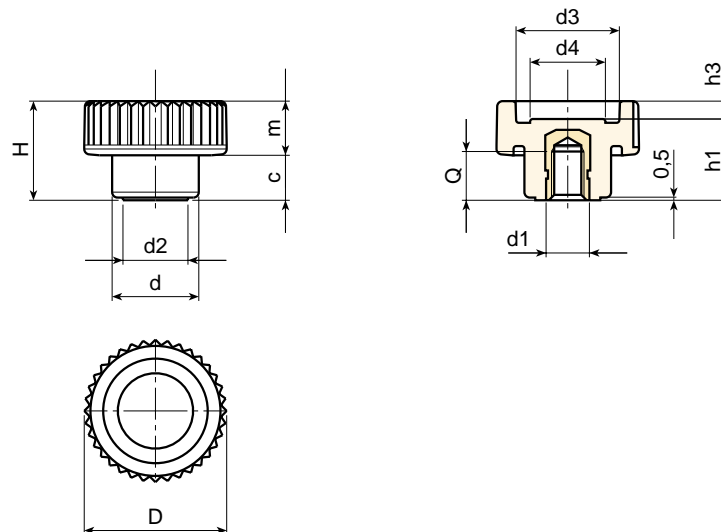
Black (RAL 9011).

**MAIN INSERT:**

Brass blind threaded bush.

**SPECIAL REQUESTS:**

- It is possible to supply the inserts in different materials, on request and for quantities.
- It is possible to supply colours as shown in the table at page 19, on request and for quantities.



Art.	D	H	d	m	c	d2	d3	d4	h1	h3	d1	Q	Weight (gr)
H767-21 M05	21	15	13	6,5	8,5	9,5	15	10,5	12,5	2,5	M5	7	5,5
H767-21 M06	21	15	13	6,5	8,5	9,5	15	10,5	12,5	2,5	M6	7	6
H767-26 M06	26	18	16	8,5	9,5	12	19	13	15	3	M6	9	8
H767-26 M08	26	18	16	8,5	9,5	12	19	13	15	3	M8	8	8,5
H767-33 M08	32	23	20	10,5	12,5	15	23	16	18	5	M8	11	15,5
H767-33 M10	32	23	20	10,5	12,5	15	23	16	18	5	M10	10	16
H767-40 M08	40	28	25	12,5	15,5	18	28	21	22	6	M08	14	27
H767-40 M10	40	28	25	12,5	15,5	18	28	21	22	6	M10	14	28
H767-40 M12	40	28	25	12,5	15,5	18	28	21	22	6	M12	12	29



# ART. H765 CIN

## KNURLED HOLLOWED HANDWHEEL WITH THREADED STAINLESS STEEL THROUGH HOLE INSERT

**INOX**

**MATERIAL:**

Reinforced polyamide.  
Oils and greases resistant.

**SURFACE:**

Satin.

**COLOUR:**

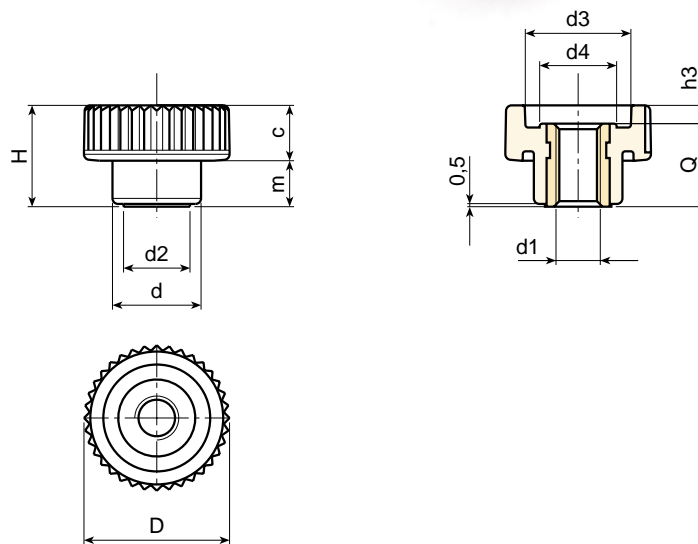
Black (RAL 9011).

**MAIN INSERT:**

Stainless steel right through threaded bush (AISI 303).

**SPECIAL REQUESTS:**

- It is possible to supply colours as shown in the table at page 19, on request and for quantities.



Art.	D	H	d	m	c	d2	d3	d4	h3	d1	Q	Weight (gr)
H765-15 M04 CIN	15	10,5	10	4,5	6	8	10	7,5	2	M4	8,5	3
H765-15 M05 CIN	15	10,5	10	4,5	6	8	10	7,5	2	M5	8,5	3
H765-21 M05 CIN	21	15	13	6,5	8,5	9,5	15	10,5	2,5	M5	12,5	6
H765-21 M06 CIN	21	15	13	6,5	8,5	9,5	15	10,5	2,5	M6	12,5	6
H765-26 M06 CIN	26	18	16	8,5	9,5	12	19	13	3	M6	15	11,5
H765-26 M08 CIN	26	18	16	8,5	9,5	12	19	13	3	M8	15	11,5
H765-33 M08 CIN	32	23	20	10,5	12,5	15	23	16	5	M8	18	18
H765-33 M10 CIN	32	23	20	10,5	12,5	15	23	16	5	M10	18	18
H765-40 M08 CIN	40	28	25	12,5	15,5	18	28	21	6	M08	22	32
H765-40 M10 CIN	40	28	25	12,5	15,5	18	28	21	6	M10	22	31
H765-40 M12 CIN	40	28	25	12,5	15,5	18	28	21	6	M12	22	34

# ART. H766 CIN

## KNURLED HOLLOWED HANDWHEEL WITH THREADED STAINLESS STEEL STUD

**INOX**

**MATERIAL:**

Reinforced polyamide.  
Oils and greases resistant.

**SURFACE:**

Satin.

**COLOUR:**

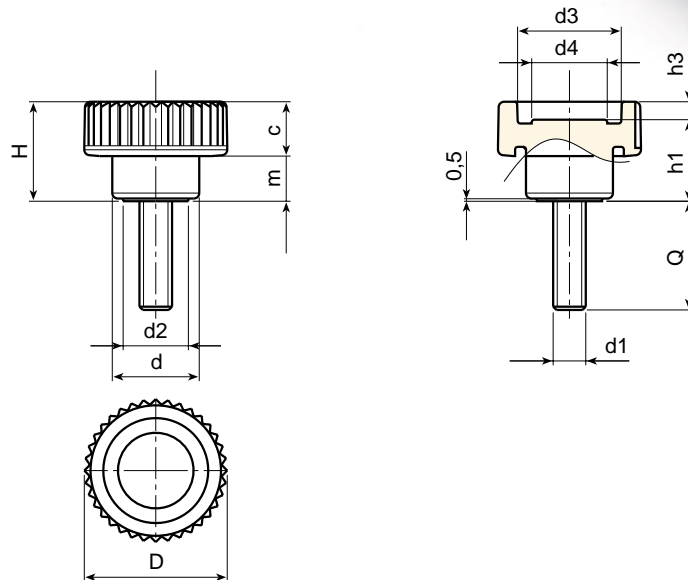
Black (RAL 9011).

**MAIN INSERT:**

Stainless steel threaded stud (AISI 303).

**SPECIAL REQUESTS:**

- It is possible to supply the inserts with different lengths, on request and for quantities.
- It is possible to supply colours as shown in the table at page 19, on request and for quantities.



Art.	D	H	d	m	c	d2	d3	d4	h1	h3	d1	Q	Weight (gr)
H766-15 M04 CIN	15	10,5	10	4,5	6	8	10	7,5	8,5	2	M4	10-20	2,5-3
H766-15 M05 CIN	15	10,5	10	4,5	6	8	10	7,5	8,5	2	M5	16-20	4,5-5
H766-21 M05 CIN	21	15	13	6,5	8,5	9,5	15	10,5	12,5	2,5	M5	16-20-30	6,5-7-9,5
H766-21 M06 CIN	21	15	13	6,5	8,5	9,5	15	10,5	12,5	2,5	M6	20-30-40	9-11-12
H766-26 M06 CIN	26	18	16	8,5	9,5	12	19	13	15	3	M6	20-30-40	11-13,5-15
H766-26 M08 CIN	26	18	16	8,5	9,5	12	19	13	15	3	M8	20-30-40	16,5-21-23
H766-33 M08 CIN	32	23	20	10,5	12,5	15	23	16	18	5	M8	20-30-40	24-30-28,5
H766-33 M10 CIN	32	23	20	10,5	12,5	15	23	16	18	5	M10	20-30-40	30-30,5-35,5
H766-40 M08 CIN	40	28	25	12,5	15,5	18	28	21	22	6	M08	20-30-40	41-43-47
H766-40 M10 CIN	40	28	25	12,5	15,5	18	28	21	22	6	M10	20-30-40	43-52-57
H766-40 M12 CIN	40	28	25	12,5	15,5	18	28	21	22	6	M12	20-30-40	60-67-74
H766-40 M14 CIN	40	28	25	12,5	15,5	18	28	21	22	6	M14	20-30-40	75-85-95



# ART. H757

## SOLID KNURLED HANDWHEEL WITH THREADED BLIND INSERT

**MATERIAL:**

Reinforced polyamide.  
Oils and greases resistant.

**SURFACE:**

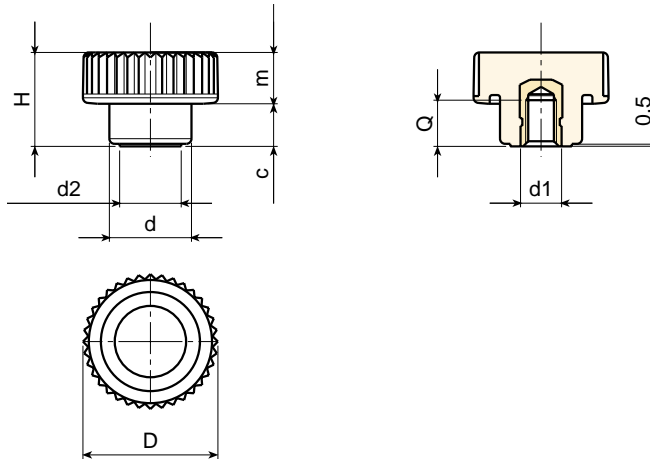
Satin.

**COLOUR:**

Black (RAL 9011).

**MAIN INSERT:**

Brass blind threaded bush.



Art.	D	H	d	m	c	d2	d1	Q	Weight (gr)
H757-26 M05	26	18	16	8,5	9,5	12	M05	6	9
H757-26 M06	26	18	16	8,5	9,5	12	M06	9	10
H757-26 M08	26	18	16	8,5	9,5	12	M08	8	11



# ART. H759

## KNURLED HANDWHEEL WITH HUB AND THREADED STUD

**MATERIAL:**

Reinforced polyamide.  
Oils and greases resistant.

**SURFACE:**

Satin.

**COLOUR:**

Black (RAL 9011).

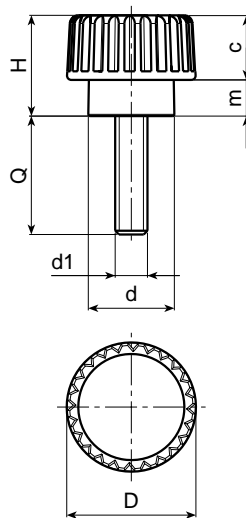
**MAIN INSERT:**

Zinc plated steel threaded stud.



**SPECIAL REQUESTS:**

- It is possible to supply the inserts with different lengths, on request and for quantities.
- It is possible to supply the inserts in different materials, on request and for quantities.
- It is possible to supply colours as shown in the table at page 19, on request and for quantities.



Art.	D	H	d	m	c	d1	Q	Weight (gr)
H759-15 M03	15	12	10	4,5	7,5	M3	24	3,5
H759-15 M04	15	12	10	4,5	7,5	M4	10-16-20-30	3,5-4-4-4,5
H759-15 M05	15	12	10	4,5	7,5	M5	10-16-20-30	4-4,5-5,5-6,5
H759-15 M06	15	12	10	4,5	7,5	M6	10-16-20-30	5-6-7,5-9



# ART. H770

## KNURLED KNOB WITH THREADED BLIND INSERT

**MATERIAL:**

Reinforced polyamide.  
Oils and greases resistant.

**SURFACE:**

Satin.

**COLOUR:**

Black (RAL 9011).

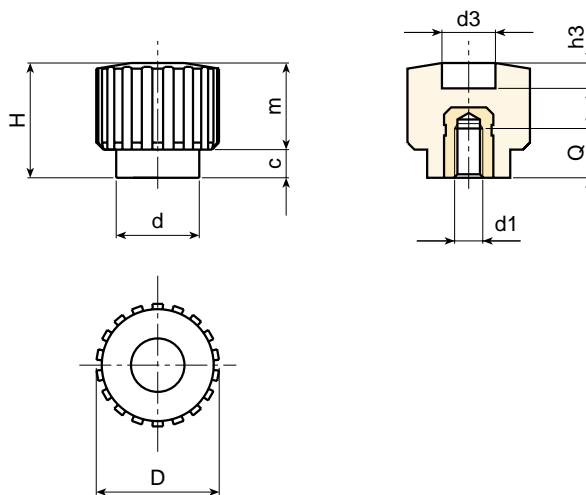
**MAIN INSERT:**

Brass blind threaded bush.



**SPECIAL REQUESTS:**

- It is possible to supply the inserts in different materials, on request and for quantities.
- It is possible to supply colours as shown in the table at page 19, on request and for quantities.



Art.	D	H	d	m	c	d3	h3	Q	d1	Weight (gr)
H770-18 M04	17,5	17,5	12	4	13,5	9	5	7	M4	5
H770-18 M05	17,5	17,5	12	4	13,5	9	5	7	M5	5
H770-18 M06	17,5	17,5	12	4	13,5	9	5	7	M6	5













# ART. H171

## KNURLED HANDWHEEL WITH SHORT HUB AND THREADED STUD



**MATERIAL:**

Reinforced polyamide.  
Oils and greases resistant.

**SURFACE:**

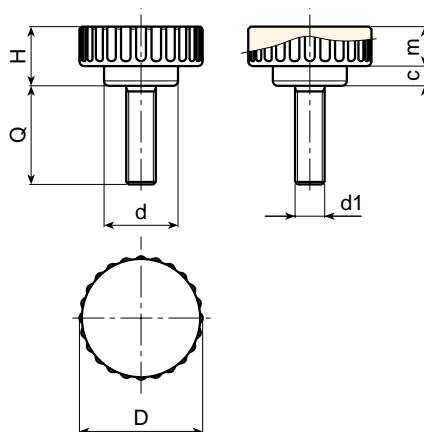
Satin.

**COLOUR:**

Black (RAL 9011).

**MAIN INSERT:**

Zinc plated steel threaded stud.



**SPECIAL REQUESTS:**

- It is possible to supply the inserts with different lengths, on request and for quantities.

Art.	D	H	d	m	c	d1	Q	Weight (gr)
H171-25 M06	25	12	15,5	4	8	M6	10-20-30-40	14-15-16-17,5
H171-25 M08	25	12	15,5	4	8	M8	16-20-30-40	14,5-15,5-16-18

# ART. H171 CON

## KNURLED HANDWHEEL WITH SHORT HUB AND THREADED BLIND INSERT



**MATERIAL:**

Reinforced polyamide.  
Oils and greases resistant.

**SURFACE:**

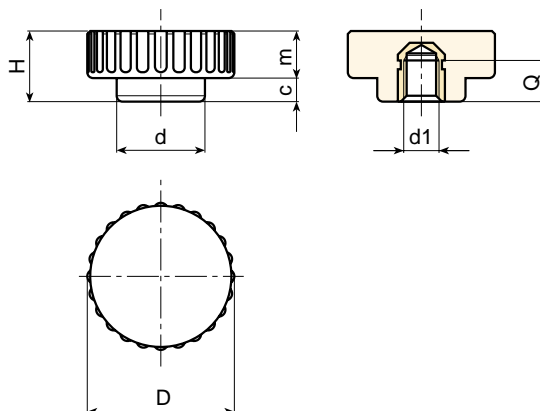
Satin.

**COLOUR:**

Black (RAL 9011).

**MAIN INSERT:**

Brass blind threaded bush.



















**SPECIAL REQUESTS:**

- None.















Art.	D	H	d	m	c	Q	d1	Weight (gr)
H171-25 M06 CON	25	12	15,5	4	8	7	M6	7
H171-25 M08 CON	25	12	15,5	4	8	7	M8	8

# COLOUR CHART

## R A L

COLOUR		RAL	CODE
Black		9011	01
Orange		2004	02
Orange		2011	03
White		9010	04
Blue		5002	05
Blue		5005	06
Blue		5015	07
Blue		5018	19
Blue		5019	21
Blue		5010	22
Yellow		1007	09
Yellow		1021	10
Grey		7024	12
Grey		7035	13
Red		3000	16
Green		6024	17

## O T H E R C O L O U R S

COLOUR		REF.	CODE
White		-	52
Blue		-	53
Blue		pant. 645 U	54
Blue		pant. 300	55
Grey		-	57
Grey		-	59
Grey		NCS 7500	60
Red		-	64
Red		-	65
Natural		-	66
Green		-	70
Brown		-	71
Cream		-	72
Violet		-	73