SERIES 51

BLACK THERMOPLASTIC RUBBER WHEELS WITH POLYPROPYLENE CENTRE

80-250 mm

Static 30-120 daN

-5 / +40 °C

Description

Tyre: black thermoplastic rubber.

Centre: polypropylene.

Hub with plain bore hole which directly houses the axle.

Uses

Mainly suitable for static applications, on even flooring and for light carrying capacities.
Example of recommended applications: compressors, welding machines.

Environments of use

Suitable for industrial and institutional environments, also in presence of humidity. Not suitable in the presence of organic solvents, chlorinated substances, hydrocarbons and mineral oils.

WEAK ACIDS				WEAK BASES			
STRONG ACIDS				STRONG BASES			
WATER				HYDROCARBONS			
ALCOHOL				SOLVENTS			

For information on the compatibility of the component wheel materials with specific aggressive chemical substances, see table at page 36.

Floors

Suitable on tiles and resin-cement; not recommended on abrasive, unpaved floors or in presence of processing residues.
Not suitable for uneven surfaces.

mm	mm	kg	CODE	mm	mm	daN
80	26	0.09	511101	10	34	**30**
100	30	0.11	511112	8	35	**35**
100	30	0.11	511122	12	35	**35**
125	35	0.18	511103	15	44	**50**
150	35	0.23	511104	15	44	**90**
175	45	0.33	511105	20	59	**100**
200	50	0.72	511106	20	59	**120**
250	50	0.89	511108	20	59	**120**

Institutional brackets

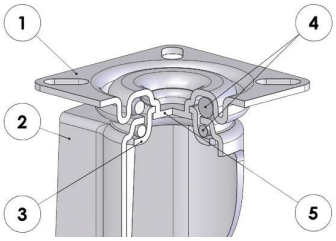

1) Plate: electrolytically galvanised steel plate
2) Fork: electrolytically galvanised steel plate
3) Ball race ring: electrolytically galvanised steel plate
4) Swivel actions: double ball ring with grease lubrication
5) King pin: integrated with the plate and cold-riveted

mm	mm	kg	CODE	mm	mm	mm	mm	mm	daN
80	26	0.43	514411	106	60x60	45x45	6	28	**30**
100	30	0.48	514412	128	60x60	45x45	6	32	**35**

SERIES **51**

BLACK THERMOPLASTIC RUBBER WHEELS WITH POLYPROPYLENE CENTRE

Institutional brackets

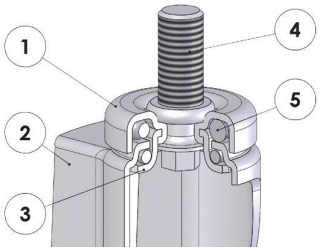

1) Plate: electrolytically galvanised steel plate
2) Fork: electrolytically galvanised steel plate
3) Ball race ring: electrolytically galvanised steel plate
4) Galvanised steel threaded stem
5) Swivel actions: double ball ring with grease lubrication

mm	mm	kg	CODE	mm	mm	mm	mm	mm	daN
80	26	0.35	516801	103	41	M12	25	28	**30**
100	30	0.40	516802	126	41	M12	25	32	**35**

Standard-duty brackets NL - max carrying capacity 90 daN

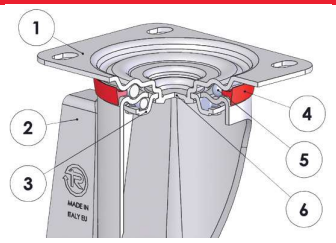

1) Plate: electrolytically galvanised steel plate
2) Fork: electrolytically galvanised steel plate
3) Ball race ring: electrolytically galvanised steel plate
4) Dust seal: orange polyethylene
5) Swivel actions: double ball ring with grease lubrication
6) King pin: integrated with the plate and cold-riveted

mm	mm	kg	CODE	kg	CODE	mm	mm	mm	mm	mm	kg
80	26	0.62	514401	0.34	515701	107	100x85	80x60	9	37	**30**
100	30	0.63	514402	0.37	515702	128	100x85	80x60	9	35	**35**
125	35	0.82	514403	0.48	515703	156	100x85	80x60	9	37	**50**
150	35	0.91	514404	0.54	515704	182	100x85	80x60	9	42	**90**

SERIES 71

GREY NON-MARKING THERMOPLASTIC RUBBER WHEELS WITH POLYPROPYLENE CENTRE

80-200 mm

85 Shore A

70-225 daN
4 km/h

70-225 daN

-20 / +70 °C

INOX

Description

Tyre: grey non-marking thermoplastic rubber, hardness 85 Shore A, excellent rolling resistance and elasticity.

Centre: polypropylene.

Hub with plain bore which directly houses the axle.
Hub with cylindrical roller bearing in plastic cage. Also available with stainless steel roller bearing.
Hub with double shielding ball bearing, co-printed in the centre of the wheel. The bearing is protected from dirt, machining residue and corrosive substances by a glass-fibre reinforced polyamide installation bushing with internal labyrinth seal

Uses

Indicated for trolleys with light-duty loads, mainly for indoor use; the grey non-marking rubber tyre makes it suitable for use on fragile floors and also in domestic/institutional environments.
Excellent rolling resistance guarantees minimum effort in manual handling.
Examples of recommended applications: luggage trolleys, tool trolleys, institutional and catering trolleys, trolleys for industrial indoor use, tubular trolleys.

Environments of use

Suitable for industrial and institutional environments, also in presence of humidity.
Fitted with stainless steel brackets, they are also recommended for environments with presence of aggressive chemical agents. Not suitable in presence of organic solvents, chlorinated substances, hydrocarbons and mineral oils.

WEAK ACIDS	■			WEAK BASES	■		
STRONG ACIDS		■		STRONG BASES		■	
WATER	■			HYDROCARBONS		■	
ALCOHOL	■			SOLVENTS			■

For information on the compatibility of the component wheel materials with specific aggressive chemical substances, see table at page 36.

Floors

It does not stain or damage fragile floors. Suitable for tiles and cement-resin.
Not recommended on abrasive, unpaved floors or in presence of processing residues.

Force required to push or tow a wheel

	50 kg	100 kg	150 kg	200 kg	225 kg
80 mm	3.5	----	----	----	----
100 mm	2.2	5	----	----	----
125 mm	1.5	3.5	----	----	----
150x35 mm	1	2.5	4.7	----	----
150x45 mm	< 1	2	3.8	----	----
200 mm	< 1	1.3	2.5	3.9	5

For each load and diameter, the table indicates the force (in daN) needed to push or tow a single wheel at the constant speed of 4 km/h on smooth flooring. For manual handling of a 4-wheeled trolley we recommend diameters that have values < 5 daN, for frequent handling we recommend diameters with values < 3 daN.

Fittings with brackets

Light-duty brackets SL
Maximum carrying capacity 120 daN - available diameters 80-125 mm
Top plate and bolt hole fittings. Available with front brake.

Standard-duty brackets NL
Maximum carrying capacity 225 daN - available diameters 80-200 mm
Top plate, bolt hole and Zamak expander stem fittings. Available with front brake.

Stainless steel standard-duty brackets NLX
Maximum carrying capacity 225 daN - available diameters 80-200 mm
Top plate and bolt hole fittings. Available with front brake.

Options available to order:

The series 71 wheels are also available with assembled thread guards. To order them add the "PF" suffix to the product code. To order loose thread guards see the Accessories section.

Wheel for large commercial kitchens (conforms to Standard DIN 18867-8)
d. 160 and 200 mm

SERIES **71**

GREY NON-MARKING THERMOPLASTIC RUBBER WHEELS WITH POLYPROPYLENE CENTRE

mm	mm	kg	CODE	mm	mm	Static daN	daN	4 km/h daN
80	30	0.09	711101	12	39	**100**	**70**	**70**
100	30	0.12	711102	12	44	**150**	**100**	**100**
100	30	0.11	711132	12	39	**150**	**100**	**100**
125	35	0.20	711103	15	44	**180**	**120**	**120**
125	35	0.20	711133	12	39	**180**	**120**	**120**
150	35	0.27	711105	15	44	**210**	**140**	**140**
150	45	0.36	711104	20	59	**270**	**180**	**180**
200	50	0.70	711106	20	59	**330**	**225**	**225**

mm	mm	kg	CODE	kg	CODE	mm	mm	Static daN	daN	4 km/h daN
80	30	0.11	713101	0.11	713201	12	39	**100**	**70**	**70**
100	30	0.14	713102	0.14	713202	12	44	**150**	**100**	**100**
125	35	0.22	713103	0.22	713203	15	44	**180**	**120**	**120**
150	35	0.30	713105	0.30	713205	15	44	**210**	**140**	**140**
150	45	0.41	713104	0.41	713204	20	59	**270**	**180**	**180**
200	50	0.74	713106	0.74	713206	20	59	**330**	**225**	**225**

mm	mm	kg	CODE	mm	mm	Static daN	daN	4 km/h daN
80	30	0.14	712201	8	40	**100**	**70**	**70**
100	30	0.18	712202	8	45	**150**	**100**	**100**
125	35	0.25	712203	8	45	**180**	**120**	**120**

Options available to order:

Wheel for large commercial kitchens (conforms to Standard DIN 18867-8)

Wheel with single stainless steel ball bearing d. 80-125 mm

Light-duty brackets SL - max carrying capacity 120 daN

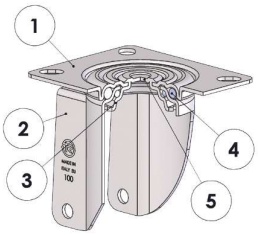

1) Plate in electrolytically galvanised printed steel plate
2) Fork in electrolytically galvanised printed steel plate
3) Ball Race Ring in electrolytically galvanised printed steel plate
4) Swivel actions: on two ball race rings lubricated with grease
5) Bracket closing king pin integrated with ball race ring
Available with total front foot brake

mm	mm	kg	CODE	kg	CODE	kg	CODE	mm	mm	mm	mm	mm	mm	mm	4 km/h daN
80	30	0.43	715801	0.42	716001	0.55	716301	110	95x80	100x85	80x60	8.8	33	120	**70**
100	30	0.46	715802	0.45	716002	0.60	716302	127	95x80	100x85	80x60	8.8	29	120	**100**
125	35	0.63	715803	0.61	716003	0.74	716303	154	95x80	100x85	80x60	8.8	32	120	**120**

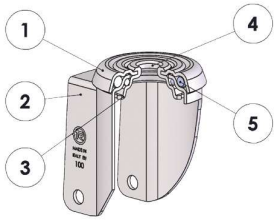

1) Plate in electrolytically galvanised printed steel plate
2) Fork in electrolytically galvanised printed steel plate
3) Ball Race Ring in electrolytically galvanised printed steel
4) Bracket closing king pin integrated with ball race ring
5) Swivel actions: on two ball race rings lubricated with grease
Available with total front foot brake

mm	mm	kg	CODE	kg	CODE	mm	mm	mm	mm	mm	4 km/h daN
80	30	0.38	716101	0.48	716201	110	63	12	33	120	**70**
100	30	0.41	716102	0.52	716202	127	63	12	29	120	**100**
125	30	0.57	716103	0.67	716203	154	63	12	32	120	**120**

SERIES **71**

GREY NON-MARKING THERMOPLASTIC RUBBER WHEELS WITH POLYPROPYLENE CENTRE

Standard-duty brackets NL - max carrying capacity 225 daN

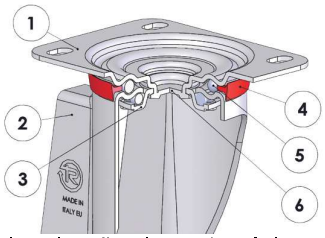

1) Plate: electrolytically galvanised steel plate
2) Fork: electrolytically galvanised steel plate
3) Ball race ring: electrolytically galvanised steel plate
4) Dust seal: orange polyethylene
5) Swivel actions: double ball ring with grease lubrication
6) King pin: integrated with the plate and cold-riveted

Available with total front foot brake

mm	mm	kg	CODE	kg	CODE	kg	CODE	mm	mm	mm	mm	mm	mm	4 km/h daN
80	30	0.60	714201	0.36	715701	0.79	716601	107	100x85	80x60	9	37	120	**70**
100	30	0.70	714202	0.39	715702	0.85	716602	128	100x85	80x60	9	35	120	**100**
125	35	0.86	714203	0.61	715703	1.00	716603	156	100x85	80x60	9	37	120	**120**
150	35	0.96	714204	0.76	715704	1.14	716604	182	100x85	80x60	9	34	120	**140**
150	45	1.72	714211	1.35	715711	2.00	716611	194	140x110	105x80	11	56	156	**180**
200	50	2.07	714206	1.86	715706	2.35	716606	240	140x110	105x80	11	56	156	**225**
80	30	0.61	714501	0.38	715901	0.82	716621	107	100x85	80x60	9	37	120	**70**
100	30	0.71	714502	0.39	715902	0.86	716622	128	100x85	80x60	9	35	120	**100**
125	35	0.87	714503	0.62	715903	1.03	716623	156	100x85	80x60	9	37	120	**120**
150	35	1.11	714504	0.81	715904	1.16	716624	182	100x85	80x60	9	34	120	**140**
150	45	1.87	714511	1.40	715911	2.05	716631	194	140x110	105x80	11	56	156	**180**
200	50	2.10	714506	2.02	715906	2.34	716626	240	140x110	105x80	11	56	156	**225**
80	30	0.58	714701	0.45	714801	0.75	714901	107	100x85	80x60	9	37	120	**70**
100	30	0.64	714702	0.50	714802	0.81	714902	128	100x85	80x60	9	35	120	**100**
125	35	0.81	714703	0.61	714803	0.97	714903	156	100x85	80x60	9	37	120	**120**

Options available to order:

Bracket with directional lock d. 80-125 mm

Directional lock for brackets d. 150-200 mm

Wheel for large commercial kitchens (conforms to Standard DIN 18867-8) d. 160 and 200 mm

Standard-duty brackets NL - max carrying capacity 225 daN

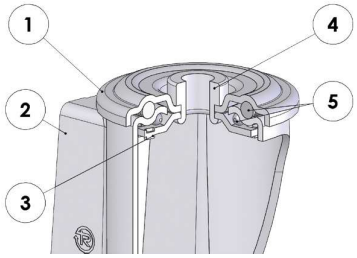

1) Plate: electrolytically galvanised steel plate
2) Fork: electrolytically galvanised steel plate
3) Ball race ring: electrolytically galvanised steel plate
4) King pin: bushing in electrolytically galvanised steel
5) Swivel actions: double ball ring with grease lubrication

Available with total front foot brake

mm	mm	kg	CODE	kg	CODE	mm	mm	mm	mm	mm	daN
80	30	0.53	717401	0.71	716501	107	73	12	37	120	**70**
100	30	0.63	717402	0.84	716502	128	73	12	35	120	**100**
125	35	0.80	717403	0.95	716503	156	73	12	37	120	**120**
150	35	0.90	717404	1.04	716504	182	73	12	34	120	**140**
150	45	1.58	717411	1.87	716511	188	102	20	56	156	**180**
200	50	1.97	717406	2.26	716506	236	102	20	56	156	**225**
80	30	0.55	717801	0.73	716521	107	73	12	37	120	**70**
100	30	0.64	717802	0.84	716522	128	73	12	35	120	**100**
125	35	0.82	717803	0.98	716523	156	73	12	37	120	**120**
150	35	0.93	717804	1.00	716524	182	73	12	34	120	**140**
150	45	1.85	717811	1.92	716531	188	102	20	56	156	**180**
200	50	2.02	717806	2.29	716526	236	102	20	56	156	**225**
80	30	0.53	714301	0.70	715501	107	73	12	37	120	**70**
100	30	0.58	714302	0.75	715502	128	73	12	35	120	**100**
125	35	0.74	714303	0.94	715503	156	73	12	37	120	**120**

Options available to order:

Wheel for large commercial kitchens (conforms to Standard DIN 18867-8) d. 160 and 200 mm

Fitting with threaded stem

Fitting with unthreaded stem with dimensions that can be customised

SERIES **71**

GREY NON-MARKING THERMOPLASTIC RUBBER WHEELS WITH POLYPROPYLENE CENTRE

Standard-duty brackets NL - max carrying capacity 225 daN

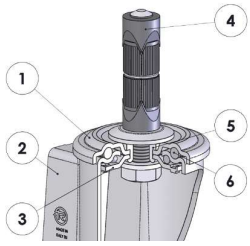

1) Plate: electrolytically galvanised steel plate
2) Fork: electrolytically galvanised steel plate
3) Ball race ring: electrolytically galvanised steel plate
4) Stem: zamak expander
5) King pin: bushing in electrolytically galvanised steel
6) Swivel actions: double ball ring with grease lubrication
Available with total front foot brake

mm	mm	kg	CODE	kg	CODE	mm	mm	mm	mm	mm	mm	daN
80	30	0.65	719201	0.83	719301	109	20	65	20-24	37	120	**70**
100	30	0.75	719202	0.96	719302	130	20	65	20-24	35	120	**100**
125	35	1.02	719203	1.07	719303	158	20	65	20-24	37	120	**120**

Stainless steel standard-duty brackets NLX - max carrying capacity 225 daN

INOX

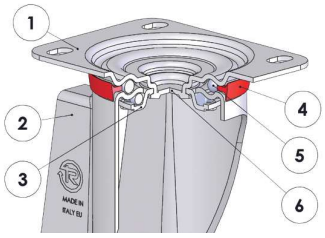

1) Plate: AISI 304 stainless steel
2) Fork: AISI 304 stainless steel
3) Ball race ring: AISI 304 stainless steel
4) Dust seal: orange polyethylene
5) Swivel actions: double ball ring with grease lubrication
6) King pin: integrated with the plate and cold-riveted
Available with total front foot brake

mm	mm	kg	CODE	kg	CODE	kg	CODE	mm	mm	mm	mm	mm	mm	daN
80	30	0.59	714401	0.33	715301	0.76	716701	107	100x85	80x60	9	37	120	**70**
100	30	0.61	714402	0.36	715302	0.79	716702	128	100x85	80x60	9	35	120	**100**
125	35	0.76	714403	0.59	715303	0.90	716703	156	100x85	80x60	9	37	120	**120**
150	35	0.99	714404	0.76	715304	1.01	716704	182	100x85	80x60	9	34	120	**140**
150	45	1.63	714411	1.22	715311	1.95	716711	194	140x110	105x80	11	56	156	**180**
200	50	2.04	714406	1.59	715306	2.33	716706	240	140x110	105x80	11	56	156	**225**
80	30	0.61	714601	0.36	715601	0.79	716721	107	100x85	80x60	9	37	120	**70**
100	30	0.64	714602	0.37	715602	0.80	716722	128	100x85	80x60	9	35	120	**100**
125	35	0.78	714603	0.62	715603	0.93	716723	156	100x85	80x60	9	37	120	**120**
150	35	1.03	714604	0.81	715604	1.03	716724	182	100x85	80x60	9	34	120	**140**
150	45	1.71	714611	1.27	715611	2.00	716731	194	140x110	105x80	11	56	156	**180**
200	50	2.09	714606	1.62	715606	2.36	716726	240	140x110	105x80	11	56	156	**225**

Stainless steel standard-duty brackets NLX - max carrying capacity 225 daN

INOX

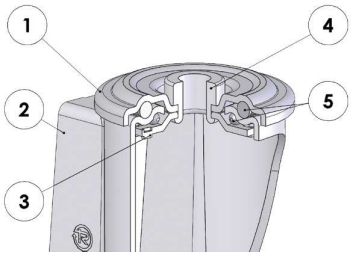

1) Plate: AISI 304 stainless steel
2) Fork: AISI 304 stainless steel
3) Ball race ring: AISI 304 stainless steel
4) King pin: bushing in stainless steel
5) Swivel actions: double ball ring with grease lubrication
Available with total front foot brake

mm	mm	kg	CODE	kg	CODE	mm	mm	mm	mm	mm	daN
80	30	0.53	717901	0.70	718801	107	73	12	37	120	**70**
100	30	0.57	717902	0.78	718802	128	73	12	35	120	**100**
125	35	0.74	717903	0.89	718803	156	73	12	37	120	**120**
150	35	0.95	717904	0.97	718804	182	73	12	34	120	**140**
150	45	1.46	717911	1.74	718811	188	102	20	56	156	**180**
200	50	1.99	717906	2.25	718806	236	102	20	56	156	**225**
80	30	0.56	718001	0.73	718821	107	73	12	37	120	**70**
100	30	0.58	718002	0.78	718822	128	73	12	35	120	**100**
125	35	0.77	718003	0.92	718823	156	73	12	37	120	**120**
150	35	1.00	718004	0.99	718824	182	73	12	34	120	**140**
150	45	1.51	718011	1.79	718831	188	102	20	56	156	**180**
200	50	2.02	718006	2.28	718826	236	102	20	56	156	**225**

Options available to order:

Wheel with single stainless steel ball bearing d. 80-125 mm

Wheel for large commercial kitchens (conforms to Standard DIN 18867-8) d. 160 and 200 mm